

English Advantage



Novice

Stuart Rowe Rotem Shuval
Emmanuel Poey Stephen Evans
Matthew Boynton Thom Harrison

Book 2

Contents page

Book 2 - Novice

Content	Chapter Theme	Pages
Blended-learning Components / Lesson Breakdown		4 - 7
Lesson 01 - Meeting new people	Chapter 1 - Introductions	10 - 11
Lesson 02 - Exchanging personal information	Chapter 1 - Introductions	12 - 13
Lesson 03 - Describing your likes and dislikes	Chapter 1 - Introductions	14 - 15
Lesson 04 - Describing where you live	Chapter 1 - Introductions	16 - 17
Lesson 05 - Milestone: Apartment for rent	Chapter 1 - Introductions	18 - 19
Lesson 06 - Describing your family	Chapter 2 - Growing up	22 - 23
Lesson 07 - Describing people	Chapter 2 - Growing up	24 - 25
Lesson 08 - Describing your childhood	Chapter 2 - Growing up	26 - 27
Lesson 09 - Describing your school life	Chapter 2 - Growing up	28 - 29
Lesson 10 - Milestone: The interview	Chapter 2 - Growing up	30 - 31
Lesson 11 - Inviting someone to a party	Chapter 3 - Parties	34 - 35
Lesson 12 - Asking for help	Chapter 3 - Parties	36 - 37
Lesson 13 - Helping people	Chapter 3 - Parties	38 - 39
Lesson 14 - Making suggestions	Chapter 3 - Parties	40 - 41
Lesson 15 - Milestone: Office party	Chapter 3 - Parties	42 - 43

Content	Chapter Theme	Pages
Lesson 16 - Describing your job	Chapter 4 - My job	46 - 47
Lesson 17 - Describing your work history and qualifications	Chapter 4 - My job	48 - 49
Lesson 18 - Describing your strengths	Chapter 4 - My job	50 - 51
Lesson 19 - Leaving a message	Chapter 4 - My job	52 - 53
Lesson 20 - Milestone: Working holiday	Chapter 4 - My job	54 - 55
Lesson 21 - Describing where you would like to live	Chapter 5 - My new city	58 - 59
Lesson 22 - Calling about a service	Chapter 5 - My new city	60 - 61
Lesson 23 - Giving a tour	Chapter 5 - My new city	62 - 63
Lesson 24 - Giving your opinion of a place	Chapter 5 - My new city	64 - 65
Lesson 25 - Milestone: Apartment search	Chapter 5 - My new city	66 - 67
Lesson 26 - Describing the weather	Chapter 6 - Traveling	70 - 71
Lesson 27 - Explaining your future plans	Chapter 6 - Traveling	72 - 73
Lesson 28 - Booking a vacation	Chapter 6 - Traveling	74 - 75
Lesson 29 - Describing experiences	Chapter 6 - Traveling	76 - 77
Lesson 30 - Milestone: Christmas vacation	Chapter 6 - Traveling	78 - 79
Reading activities / Answers / Audio scripts		80 - 127

How to study

Blended-learning Components

Blended-learning Components

Let's look at the different tools RSLC provides to help you meet your English goals.



With Rosetta Stone E-learning

You will have 24/7 access to materials, so you can study anywhere, anytime. Rosetta Stone Advantage will allow you to improve your grammar and vocabulary, so that you can focus on speaking in your one-on-one lessons.



With Lesson Preview

You will be familiar with the lesson theme, grammar, and vocabulary, which means you'll be completely ready for each lesson.




With Power Review Lesson Notes

You will be able to review new words, the goal of the lesson, and different corrections so that you never forget what you learned in each lesson.



With Power Review Lesson Recordings

You will be able to improve your listening skills, pick up little points you missed, and hear your speaking speed improve.



With Reading Homework

You will be able to review what you studied in the lesson and test your **passive skills** while at the same time learning new vocabulary.



With Writing Homework

You will be able to test your **active skills** and lock away new content by completing realistic writing situations that are similar to what a native speaker would do.



With Self Input

(i.e. studying by yourself - this can be anything from reading vocabulary books to watching TV shows.) You will start to develop a well-balanced English ability.



With Self Output

(i.e. using your English to communicate with real people either by speaking or in writing.) You will be able to put everything you have learned into practice and truly start to see rapid progress.

Lesson breakdown

Let's take a look at how a 40-minute lesson is put together.

Goal based lessons

Each lesson has an interesting, immersive, and relevant goal based on the communicative approach, and is aligned with CEFR to give the highest standard of quality. The goal is always presented at the start of the lesson.

Let's start

This is a warm-up task that gets the student thinking about the topic. Estimated time: 5 min

Let's try

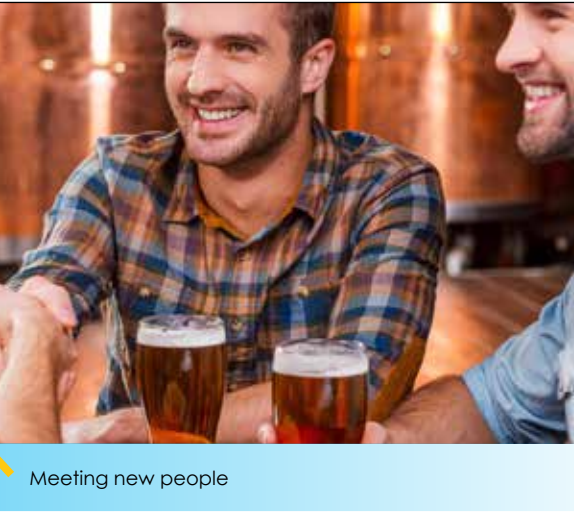
This is a listening task that introduces a short model of the goal of the lesson. Estimated time: 10 min

Gamification

There are 60 lessons spread over two textbooks in the A2 level. Each textbook contains 30 lessons. Each lesson is visually represented in the progress bar to the right. By visually showing progress, students are more likely to maintain a higher level of motivation throughout the course.

Lesson

01



Goal: Meeting new people

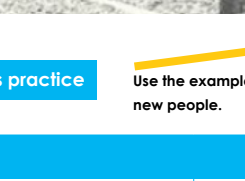
Let's start

Read the introductions below, then practice pronouncing and spelling the different peoples' names. What are some expressions you can use when you meet new people?

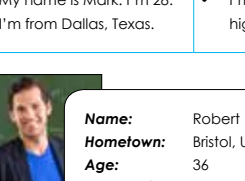
Did you know

The five most common male names in the USA are: James, John, Robert, Michael, and William.

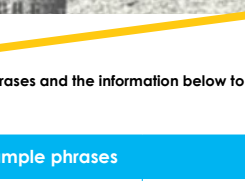
The five most common female names in the USA are: Mary, Patricia, Jennifer, Elizabeth, and Linda.



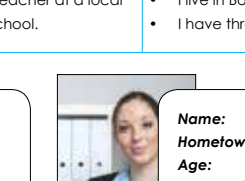
Hi, my name's James Dawson.



Hi there, I'm Jennifer Bianco.



It's a pleasure to meet you. My name's Michael Basti.



How do you do? My name is Elizabeth Shan.

Let's try

Listen to each person introduce themselves. Make some notes about the points they mention, then tell your teacher about each person.

Track #1-3

Jim	
Sam	
Jane	

Progression

Reading homework Read the profile on page 80, then complete the assigned tasks. You are welcome to preview the reading content before the lesson.

Writing homework (50-80 words) You have just started at a new school/company. Write a self introduction for the school/company web page.

Let's practice

This activity practices and expands on the structures introduced in the listening. After the student has been given feedback and is comfortable doing the basic speaking task, the level of complexity is increased. By using the new expressions, the student will be able to increase their fluency, gain confidence, and sound more natural. Estimated time: 10 min

Let's speak

This section gives the student a chance to practice using the new structures in a real conversation. Estimated time: 10 min

Homework

Each lesson contains three blended-learning tasks that can be completed either before or after the lesson.

1. Reading - Reinforce the content of the lesson with an authentic reading task.
2. Writing - Practice what you learned in the lesson with an authentic writing task

Let's practice

Use the example phrases and the information below to practice meeting new people.

Example phrases

- My name is Mark. I'm 28.
- I'm from Dallas, Texas.
- I'm a teacher at a local high school.
- I live in Boston with my wife.
- I have three brothers.

Name: Robert

Hometown: Bristol, UK

Age: 36

Occupation: Teacher

Lives: London

Lives with: wife

Family: sister

Name: Linda

Hometown: Boston, US

Age: 24

Occupation: Bank clerk

Lives: New York

Lives with: roommate

Family: two brothers

Name: William

Hometown: Sydney, AU

Age: 23

Occupation: Mechanic

Lives: Parramatta alone

Lives with: older brother

Family: older brother

Name: Patricia

Hometown: Auckland, NZ

Age: 28

Occupation: Programmer

Lives: Silicon Valley

Lives with: boyfriend

Family: three sisters

Let's speak

Use the steps below to role-play doing a short self-introduction.

Did you know

When talking about other people, we use "Mr., Mrs. or Ms." with someone's last name, not their first name

Greet your partner.

e.g. Hello. Nice to meet you.

Share information about yourself.

e.g. My name is Tom. I'm 42. I'm from New York. I work as a banker...

Find out some information about your partner.

e.g. How about you? What do you do?

Homework

Complete the reading and writing activities below as well as the recommended e-learning activities listed in your pacing document.



Chapter 1

Introductions



Goal: Meeting new people

Let's start

Did you know

The five most common male names in the USA are: James, John, Robert, Michael, and William.

The five most common female names in the USA are: Mary, Patricia, Jennifer, Elizabeth, and Linda.

Read the introductions below, then practice pronouncing and spelling the different peoples' names. What are some expressions you can use when you meet new people?



Hi, my name's James Dawson.



Hi there. I'm Jennifer Bianco.



It's a pleasure to meet you. My name's Michael Basri.



How do you do? My name is Elizabeth Shan.

Listen to each person introduce themselves. Make some notes about the points they mention, then tell your teacher about each person.

Jim _____
 Sam _____
 Jane _____

Let's practice

Use the example phrases and the information below to practice meeting new people.

Example phrases


- My name is Mark. I'm 28.
- I'm from Dallas, Texas.
- I'm a teacher at a local high school.
- I live in Boston with my wife.
- I have three brothers.



Name: Robert
Hometown: Bristol, UK
Age: 36
Occupation: Teacher
Lives: London
Lives with: wife
Family: sister



Name: Linda
Hometown: Boston, US
Age: 24
Occupation: Bank clerk
Lives: New York
Lives with: roommate
Family: two brothers



Name: William
Hometown: Sydney, AU
Age: 23
Occupation: Mechanic
Lives: Parramatta
Lives with: alone
Family: older brother



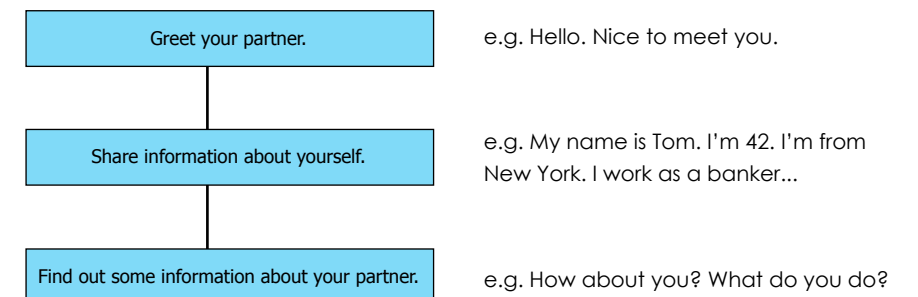
Name: Patricia
Hometown: Auckland, NZ
Age: 28
Occupation: Programmer
Lives: Silicon Valley
Lives with: boyfriend
Family: three sisters

Let's speak

Use the steps below to role-play doing a short self-introduction.

Did you know

When talking about other people, we use "Mr., Mrs. or Ms." with someone's last name, not their first name.



Homework

Complete the reading and writing activities below as well as the recommended e-learning activities listed in your pacing document.

Progression



Reading homework

Read the profile on page 80, then complete the assigned tasks. You are welcome to preview the reading content before the lesson.

Writing homework (50-80 words)

You have just started at a new school/company. Write a self introduction for the school/company web page.

Lesson
02



Goal: Exchanging personal information

Let's start

- cook
- surf
- dance
- ride a skateboard
- paint
- swim

Use the words in the box to describe the pictures below, then discuss with your teacher which of the things below you can or can't do.



Let's try

Track #4

Did you know

Western schoolchildren also have to study languages. The most common are French and Spanish.

Listen to the man talk about himself, then answer the questions below.

1. What is his name?

2. How old is he?

3. What is his job?

4. What can he do?

What information do you usually exchange when you meet someone for the first time?

Progression



Reading homework

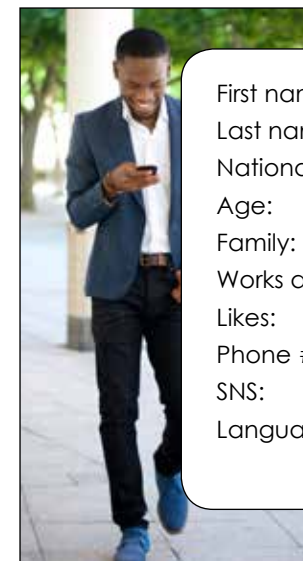
Read the conversation on page 81, then complete the assigned tasks. You are welcome to preview the reading content before the lesson.

Let's practice

Use the example phrases and the information below to practice exchanging personal information.

Example phrases

- Is your first name Simon?
- Do you have a sister?
- Can you speak Spanish?
- Are you American?
- What is your hobby?
- What do you do?
- Where are you from?
- What is your nationality?
- **Common question words include:**
who, what, when, where, how, which



First name: Michael
Last name: Scott
Nationality: American
Age: 28
Family: two brothers
Works at: Starbucks
Likes: sports
Phone #: 555-254-888
SNS: Facebook
Languages: English, French



First name: Cristine
Last name: Rivero
Nationality: Spanish
Age: 24
Family: sister
Works at: Nike
Likes: cooking
Phone #: 555-846-128
SNS: Instagram
Languages: English, Spanish

Let's speak

Read the information below, then complete the interview.

Did you know

Some people use "oh" rather than "zero" when saying phone numbers.

Situation:

You are a journalist. You would like to interview your partner for an article.

Find out:

- what their first and last names are, plus how to spell them
- what their nationality is and where they are from
- how big their family is
- their contact information
- where they work and what they do
- some things they can and can't do

Homework

Complete the reading and writing activities below as well as the recommended e-learning activities listed in your pacing document.

Writing homework
(50-80 words)

Write 10 questions you could ask when you meet someone for the first time.



Goal: Describing your likes and dislikes

Let's start

- playing baseball
- eating out
- horseback riding
- relaxing on the beach
- hanging out
- exercising
- listening to music
- traveling abroad
- knitting

Use the words in the box to describe the pictures below. Which ones do you like/dislike? What interests do you have in common with your teacher?



Let's try

Tracks #5-7

Listen to the people talk about their likes and dislikes. Make some notes, then tell your teacher about each person.



Let's practice

Use the example phrases and the information below to practice describing likes and dislikes.

Example phrases

Stating a preference

- I enjoy traveling abroad.
- I really like eating out.
- I just love going shopping.

Stating an interest

- I'm interested in sports.
- I'm really into mystery novels at the moment.

Stating you dislike something

- I don't really like cooking.
- I dislike going to karaoke.
- I hate cleaning.

Trent

Likes

- museums
- reading history books
- wine tasting
- photography

Dislikes

- heavy metal music
- reality TV shows
- watching NASCAR

Rosa

Likes

- languages
- traveling abroad
- going to nice restaurants
- shopping

Dislikes

- karaoke
- troubleshooting her PC
- traveling in economy class

Nate

Likes

- going to the gym
- relaxing on the beach
- hanging out with friends
- animals

Dislikes

- cheese
- cleaning his house
- anime

Chloe

Likes

- calligraphy
- going to the movies
- writing poems
- knitting

Dislikes

- sports
- crossword puzzles
- musicals

Let's speak

Read the information below, then role-play the situation with your partner.

Did you know

English uses some Japanese words e.g. karaoke.

Situation:

You're at a party, but you don't know anyone. Go up to someone and start a conversation. Introduce yourself, ask the person about their interests and tell them about yours. Try to find something in common. Swap contact information if you hit it off.

Homework

Complete the reading and writing activities below as well as the recommended e-learning activities listed in your pacing document.

Progression



Reading homework

Read the profile on page 82, then complete the assigned tasks. You are welcome to preview the reading content before the lesson.

Writing homework
(50-80 words)

Write a short email to your pen pal telling them about your hobbies or interests.

04




Goal: Describing where you live

Let's start

- The Brooklyn Bridge
- The Empire State Building
- Grand Central Station
- Yankee Stadium
- Central Park
- The Statue of Liberty

Look at these famous sights and landmarks. What city is this? Match the vocabulary to the images.



People can live in a city. Where else can they live? e.g. in a town

Let's try

Tracks #8-10

Listen to each person introduce their neighborhood. Make some notes, then tell your teacher about each person's neighborhood.



_____	_____	_____
_____	_____	_____
_____	_____	_____

Let's practice

Use the example phrases and the information below to practice describing where people live.

Example phrases

Describing a location

- I live in the suburbs.
- My place is near the beach.
- My place is quite far from the city.
- My apartment is about 50 minutes from Tokyo.

Talking about good points

- I love my city. There are lots of great shops.
- My neighborhood is really safe; there is no crime.
- My favorite thing about living in the city is that I don't need to commute.

Talking about bad points

- I don't like that there aren't any parks.
- Living in the countryside can get a little boring because there are no malls.
- One bad thing is that there aren't many shops.

Name: Alice
Lives: downtown
Location: 10 min. from station
Good points: exciting, lots of shops
Bad points: expensive

Name: Jason
Lives: in the suburbs
Location: 1hr. from NY
Good points: safe, close to schools
Bad points: long commute

Name: Mark
Lives: in a small town
Location: 30 min from London
Good points: lots of friends, nice community
Bad points: boring

Name: Kate
Lives: in the countryside
Location: 2 hr. from Sydney
Good points: quiet, lots of nature
Bad points: no restaurants

Let's speak

Read the information below, then complete the interview.

Did you know

"downtown" = commercial area
 "uptown" = residential area

Situation:

You are thinking about moving and want some ideas of places to live. Interview your partner about where they live.

Find out:

1. where they live
2. what they like and dislike about where they live

Homework

Complete the reading and writing activities below as well as the recommended e-learning activities listed in your pacing document.

Progression



Reading homework

Read the email on page 83, then complete the assigned tasks. You are welcome to preview the reading content before the lesson.

Writing homework (50-80 words)

Write a postcard from a famous place and include information about the local area.

05

Milestone Apartment for rent

Situation:

You are staying in America for four months and you have an extra room in your apartment. You would like to rent out the room so that you can save money and practice your English at the same time. Use the reading, listening, and interview sections to find the perfect roommate.

Reading:

Read the ad you have placed in the newspaper for a roommate. Then answer the questions on the next page.

Rosetta Apartments

Roommate wanted

I am looking for a roommate for one bedroom in my two-bedroom apartment. This will be available for four months. The room is fully furnished with a double bed, bedside table, and large walk-in closet.

The apartment is on the corner of 21st and 1st Ave. It is a 4th floor walkup (no elevator, no doorman). The apartment is in a nice neighborhood. It's pretty peaceful and has a lot of great restaurants and cafes in the area. The apartment is close to the L and 6 trains. The East Village, Murray Hill, Union Square and Madison Sq. Park are all less than a 15-min walk away. A laundromat and a supermarket are both around the corner.

The price for the room is \$2,000 per month, which includes electricity, water, cable TV and fiber optic internet. If interested, please respond and tell me a bit about yourself.

1. How long will it be available for?
2. What's the neighborhood like?
3. How much is the rent?

Track #11-12

Listening:

Listen to the first two applicants and note down good and bad points of living with them in the table below.

	Good points	Bad points
Applicant #1		
Applicant #2		
Applicant #3		

Interview:

Your teacher is the third person interested in becoming your roommate. Interview them to see if they would be a good match. Make some notes in the table above.

Task:

Meet with your partner and compare the different applicants. Discuss the good points and bad points of living with each person. Decide which person you will rent the apartment to, then call them back and let them know they got the apartment.

Homework:

- After returning to Japan you decide to find a roommate. Write a roommate wanted ad. Remember to describe yourself and the house.
- Complete the recommended e-learning activities listed in your pacing document.





Chapter 2
Growing up

Lesson
06



Goal: Describing your family

Let's start

- my aunt
- my mother-in-law
- my grandchildren
- my grandparents
- my nephew
- my cousins

Match the words and the pictures. What other words for family members do you know?



My father's sister



My sister's son



My father's brother's children



My wife's mother



My daughter's children



My mother's parents

Let's try

Tracks #13-15

Listen to the speakers talking about their families. Make notes, then tell your teacher about the different people's families.







Let's practice

Use the example phrases and the information below to practice describing families.

Example phrases

Talking about age

- He's 25 years old.
- She's turning 31 this year.
- She just celebrated her 40th birthday.

Describing living situation

- She still lives at home.
- He lives with my aunt.
- She lives in Australia.
- He lives alone.

Describing how you interact

- We sometimes play together.
- We always have fun when we see each other.
- She always buys me presents.

Name: Jacob
Relationship: brother-in-law
Age: 19
Marital status: single
Living situation: with his parents
Interaction: We see each other during the holidays.
Interesting fact: He wants to be a famous musician.

Name: Boris
Relationship: uncle
Age: 39
Marital status: divorced
Living situation: alone
Interaction: He give me the best presents.
Interesting fact: He has a great sports car.

Name: Thomas
Relationship: great-granddad
Age: 98
Marital status: married
Living situation: in a nursing home with his wife
Interaction: I visit him on Fridays.
Interesting fact: He's been married for 70 years.

Name: Sarah
Relationship: niece
Age: 25
Marital status: engaged
Living situation: abroad
Interaction: We usually talk on the phone a lot.
Interesting fact: She is a successful fashion designer.

Let's speak

Read the information below, then complete the speech.

Situation:

Prepare a short speech about your family. Introduce four different family members. Introduce two people from your immediate family and two people from either your father or mother's side.

Homework

Complete the reading and writing activities below as well as the recommended e-learning activities listed in your pacing document.

Progression



Reading homework

Read the email on page 84, then complete the assigned tasks. You are welcome to preview the reading content before the lesson.

Writing homework
(50-80 words)

Write a letter to a new friend. Introduce your family and describe some of your different family members.



Goal: Describing people

Let's start

Use the boxes below to brainstorm some more words or expressions that can be used to describe people.

age

He's in his thirties.

hair / facial hair

He has a beard.

body

He's in shape.

personality

He's funny.

Let's try

Tracks #16-18

Listen to the three speakers describe someone. Take notes, then tell your teacher about the person they described.



Progression



Reading homework

Read the email on page 85, then complete the assigned tasks. You are welcome to preview the reading content before the lesson.

Let's practice

Use the example phrases and the information below to practice describing people.

Example phrases

Describing people

- She's in her thirties. She has long blonde hair and green eyes.
- He's middle-aged, a little overweight and has short brown hair.
- She's in shape. She has long bangs and a ponytail.
- He's tall. He has short black hair and a goatee.

Giving emphasis

- He is really funny.
- He is very tall.
- She's pretty cute.
- She has such big eyes.



Let's speak

Read the information below, then role-play the situation with your partner.

Partner 1 Situation:

You said you would pick your friend up from the train station today, but you can't because you need to work. Ask your partner if they can pick up your friend instead.

Partner 2 Situation:

You have never met your partner's friend, but you are happy to pick them up. Find out what they look like so you are able to find them at the station.

Homework

Complete the reading and writing activities below as well as the recommended e-learning activities listed in your pacing document.

Writing homework
(50-80 words)

Think of three family members, friends, or famous people. Describe each person's appearance and personality.




Goal: Describing your childhood

Let's start

- do cartwheels
- go camping
- blow bubbles
- go kayaking
- have a picnic
- go on a school trip

Match the vocabulary to the pictures. Which of the activities have you done recently? What other activities did you do as a child?



Let's try

Tracks #19-22

Listen to the people talking about their childhood and fill in the table. What did they do in the past? What do they do now?

Past	Now

Let's practice

Use the example phrases and the information below to practice describing your childhood.

Example phrases

Describing your childhood

- When I was a student, I didn't like studying science.
- I remember when I was living in America, I would go for a long ride every Sunday.
- Back when I was in elementary school, I used to love collecting stamps.

Comparing

- I still go camping sometimes.
- I don't ski anymore.
- I no longer go camping.
- But now, I don't really have any time to go kayaking.



Boy Scout (17)

- very active
- go camping
- go canoeing
- able to build a campfire
- eat marshmallows

Now (31)

- no
- no
- yes
- no
- no



Student (16)

- study really hard
- eat a lot of junk food
- take the bus to school
- go on a trip every year
- see my friends every day

Now (25)

- no
- yes
- no
- no
- no

Let's speak

Read the information below, then role-play the situation with your partner.

Situation:

You would like to know more about your partner. Ask them about their childhood and tell them about yours. See if you have anything in common.

Remember to talk about:

- things you used to do
- when you did them / how old you were at the time
- things you still do

Homework

Complete the reading and writing activities below as well as the recommended e-learning activities listed in your pacing document.

Progression



Reading homework

Read the letter on page 86, then complete the assigned tasks. You are welcome to preview the reading content before the lesson.

Writing homework (50-80 words)

Write a letter to an old friend from school comparing your childhood to your current life.



Goal: Describing your school life

Let's start

- graduate
- a locker
- math
- geography
- science
- home economics

Match the words in the box to the pictures below, then make an example sentence about each picture.



What subjects did you study in elementary school and high school?

Let's try

Tracks #23-25

Listen to three people describe their favorite class. Make some notes, then tell your teacher about each person's favorite class.



Progression



Reading homework

Read the diary entry on page 87, then complete the assigned tasks. You are welcome to preview the reading content before the lesson.

Let's speak

Read the information below, then complete the interview.

Situation:

Interview your partner about where they went to school. Get information about their school, what their school day was like, and what subjects they studied. Then tell your partner about what's different and what's similar between your school and their school.

Homework

Complete the reading and writing activities below as well as the recommended e-learning activities listed in your pacing document.

Writing homework
(50-80 words)

Write an email to your pen pal describing the school life in your country.

Let's practice

Use the example phrases and the information below to practice describing your school life.

Example phrases

Describing your school

- I went to Peats Ridge for six years. It's a public elementary school.

Describing a typical day

- We had to arrive by 9:00 am.
- Most mornings would begin with a test.
- After lunch, we'd usually have science class.

Giving reasons

- It took a long time to get to school because I lived far away.
- My favorite class was history because the teacher was so interesting.
- I didn't really like geography because I got too much homework.

School:

Northridge

Type:

Private high school

Typical day:

- travel to school
take a long time / I live faraway
- 1st period: music class
terrible / I have no musical talent
- 2nd period: French
hard / so much homework
- break
have lunch in cafeteria / it's cheap
- 3rd period: Drama
fun / teacher was cool
- 4th period: history
cool / lessons were always interesting

School:

Horn's Hill

Type:

Public middle school

Typical day:

- 1st period: assembly
boring / have to sit still
- 2nd period: math class
challenging / difficult textbook
- 3rd period: art class
fun / I like making things
- lunch
PB&J / It's my favorite
- 4th period: PE class
didn't like PE / I'm not good at sports
- 5th period: home economics class
the best / I love cooking

10

Milestone The interview

Situation:

You have recently moved to a new city and a newspaper would like to write an article about you. They have sent a reporter to interview you. You are a little nervous about the interview, so you have asked your friends to help you prepare. Use the reading, listening, and interview sections to prepare for the interview.

Reading:

Read the email below. Then answer the questions on the next page.

www.RSLCmail.com

Mail * Weather * Games * +

Send

To:

Cc:

Subject: Interview

My name is Simon Smith. I am a reporter at the Globe. We are a small independent newspaper that services the local area. We are currently doing a series of articles called "growing up" where we interview different people about what it was like growing up in different places.

If you are interested, we would like to invite you to attend an interview. We would love to know where you are from, and what it was like growing up there.

Would you be available for an interview on Friday between 1-2 pm?

We can meet at your place, or we can meet at a local cafe. Both are OK. If you are interested in doing the interview, can you please contact my secretary at 555 8376 372? She will arrange all the details for you.

1. Where does Simon work?
2. What does Simon want to interview you about?
3. When does Simon suggest meeting?
4. Who should you contact if you are interested in doing the interview?

Listening:

Track #26

Listen to the voicemail message from the Simon's assistant confirming the details of the meeting, then answer the questions below.

1. When and where are you meeting Simon?

2. How long should the interview take?

3. When will they publish the article?

Interview:

You aren't really sure what questions the interviewer is planning to ask. Meet with your teacher and brainstorm what questions might come up about your childhood, hometown, family, school, and friends. Discuss how best to answer the questions.

Task:

The interviewer is ready for the interview. Complete the situation below.

- Teacher role:** You are the interviewer. Thank the interviewee for attending, then start the interview and find out:
- where they grew up
 - what growing up there was like
 - what they did for fun
 - what some of their fun memories growing up were
 - if they had a big family
 - who they used to hang out with
 - what school life was like

Student role: You are the interviewee. Answer the interviewer's questions in as much detail as possible.

Homework:

- Write a transcription of the interview.
- Complete the recommended e-learning activities listed in your pacing document.



Chapter 3

Parties



Goal: Inviting someone to a party

Let's start

- a Christmas party
- a dinner party
- a barbecue
- a birthday party
- a wedding
- a housewarming party

Match the words in the box to the different kinds of parties below.



Discussion questions:

1. What are some other kinds of parties you know?
2. What was the last party you went to?
3. What is your favorite kind of party? Why?

Let's try

Tracks #27-29

Listen to the people check their voicemail and return the calls. Do they accept or decline their friends' invitations?



accept / decline

accept / decline

accept / decline

Progression



Reading homework

Read the invitation on page 88, then complete the assigned tasks. You are welcome to preview the reading content before the lesson.

Writing homework
(50-80 words)

Invite your partner to a party via email. Give them all the necessary information.

Let's practice

Use the example phrases and the information below to practice inviting people to parties.

Example phrases

Extending invitations (P1)

- There's a party this Friday at Ben's place. Do you want to go?
- Some friends and I are going to the beach this weekend. If you're not doing anything, why don't you join us?
- A friend of mine is having a party at his place in the city. Let's go. It'll be great!

Accepting / Declining (P2)

- Sure. What time?
- I'd love to, thanks.
- I can't. I'm sorry.
- I'm sorry, but I have to...
- Sorry, I already have plans.



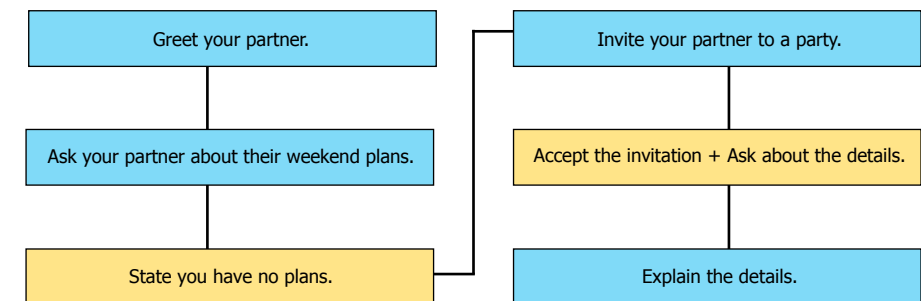
Occasion: Halloween party
When: October 31st
Time: 7:00 - 9:00
Where: Sam's house
Meeting place: Grand Central
Bring: a costume



Occasion: Beach party
When: in 10 days
Time: all day
Where: Newport beach
Meeting place: parking lot
Bring: a portable BBQ

Let's speak

Use the steps below to role-play inviting your partner to a party this weekend.



Homework

Complete the reading and writing activities below as well as the recommended e-learning activities listed in your pacing document.



Goal: Asking for help

Let's start

- blow up the balloons
- set the tables
- fold the napkins
- open the bottles
- pour the drinks
- prepare the food
- vacuum the floor
- chill the drinks
- bring out the snacks

Match the instructions to the images. How do you usually prepare for a party?



Let's try

Tracks #30-32

Listen to the three people asking for help. How many requests does each person make?



Let's practice

Use the example phrases and the information below to practice asking people for help.

Example phrases

Prefacing a request

- Can you do me a favor?
- Could you help me a moment?
- Would you mind doing something for me?

Making casual requests

- Can you...
- Could you...
- Is it OK if you...
- Can I ask you to...
- Do you think you could...

Making polite requests

- Would you...
- Would you mind ~ing
- Would you be able to...
- It would be great if you could...



Let's speak

Read the information below, then role-play the situation with your partner.

Situation:

Your company is having a staff party this evening and you are in charge of organizing the party. There are many things that you still need to do. Explain what you still need to do, then politely ask your co-worker to help you complete some of the tasks.

Homework

Complete the reading and writing activities below as well as the recommended e-learning activities listed in your pacing document.

Progression



Reading homework

Read the email on page 89, then complete the assigned tasks. You are welcome to preview the reading content before the lesson.

Writing homework (50-80 words)

You're planning a party. Message your friends and ask them to help you with five different tasks.



Goal: Helping people

Let's start

Match the problems to the solutions.

Problems

1. Your friend's phone has run out of battery.
2. Your friend is lost and doesn't know how to get to their destination.
3. Your friend is hot.
4. Your friend doesn't have any money.
5. Your friend doesn't know anyone at the party.
6. Your friend seems to be having trouble using a device.

Solutions

- Offer to give them directions.
- Offer to lend them a charger for their cell phone.
- Offer to lend them some money.
- Offer to turn on the air conditioner.
- Offer to introduce them to some of your friends.
- Offer to explain how to use the device.

Let's try

Tracks #33

Listen to each person making an offer and fill in the missing words. Then read the sentences back to your teacher.

1. That looks really heavy. _____ me help you with that.
2. It's OK. I _____ do the washing up.
3. _____ I open the door for you?
4. Would you _____ me to call them for you?
5. _____ I help you with anything?
6. Do you want _____ to fix that for you?

Progression



Reading homework

Read the conversation on page 90, then complete the assigned tasks. You are welcome to preview the reading content before the lesson.

Let's practice

Use the example phrases and the information below to practice helping people.

Example phrases

Asking if someone is OK (P1)

- Is everything OK?
- What's up?
- What's wrong?
- What's the matter?

Making an offer (P1)

- I will tell you how to get there.
- Let me get that for you.
- Would you like me to show you?
- Shall I open the door?

Accepting an offer (P2)

- Thank you.
- If you don't mind.
- That's very kind of you.
- That'd be great.



Let's speak

Read the information below, then role-play the situation with your partner.

Partner 1 situation:

You are organizing a big party. There are many things you need to do before the guests arrive. Tell your partner what you still need to do.

Partner 2 situation:

Listen to what your partner needs to do and offer to help them.

Homework

Complete the reading and writing activities below as well as the recommended e-learning activities listed in your pacing document.

Writing homework
(50-80 words)

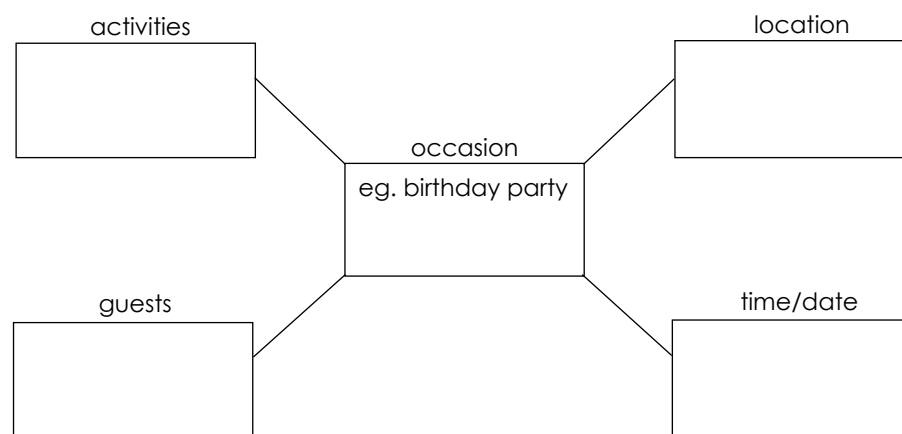
Write about a time someone offered to help you. What did they do? How did you feel?



Goal: Making suggestions

Let's start

Brainstorm some different occasions to have a party, then fill in the mind map below with information about one of the parties.



Let's try

Tracks #34-35

Listen to the two voicemail messages, then answer the questions below.

Listening 1:

1. How many will attend the party? _____
2. Where should they have the party? _____
3. When should they have the party? _____

Listening 2:

4. Where should they have the party? _____
5. Why? _____
6. Whose kids will probably come? _____

Let's practice

Use the example phrases and the information below to practice asking for and giving suggestions.

Example phrases

Asking for suggestions (P1)

- Where should we hold the party?
- Who should we invite?

Making suggestions (P2)

- Let's have the party at a local bar.
- Why don't we hold it next week?
- I think we should invite James.
- How about playing Bingo?

Agreeing with suggestions (P1)

- OK. Sure.
- Good idea.

Disagreeing with suggestions (P1)

- I don't know about that. That could get really expensive.
- Actually, why don't we serve Spanish food at the party?



Occasion: Stacy's birthday party
Who: Bill, Jane, Tim, Kenji, Sue, Linda
When: either Saturday or Sunday
Where: Mike's house
Activities: everyone likes sports



Occasion: the company's Christmas party
Who: everyone in the department
When: after work in December
Where: somewhere in the office
Activities: everyone likes Bingo

Let's speak

Read the information below, then role-play the situation with your partner.

Partner 1 situation:

You are organizing a surprise birthday party for your friend, but you don't know where or when to hold it, or what activities to arrange so that the party is fun. Ask your partner for some suggestions.

Partner 2 situation:

Find out what part of the party planning is giving your friend trouble, then give them some suggestions.

Homework

Complete the reading and writing activities below as well as the recommended e-learning activities listed in your pacing document.

Progression



Reading homework

Read the social media post on page 91, then complete the assigned tasks. You are welcome to preview the reading content before the lesson.

Writing homework
(50-80 words)

Your friend doesn't know what to do for their birthday party this year. Write them an email suggesting some different options.

15

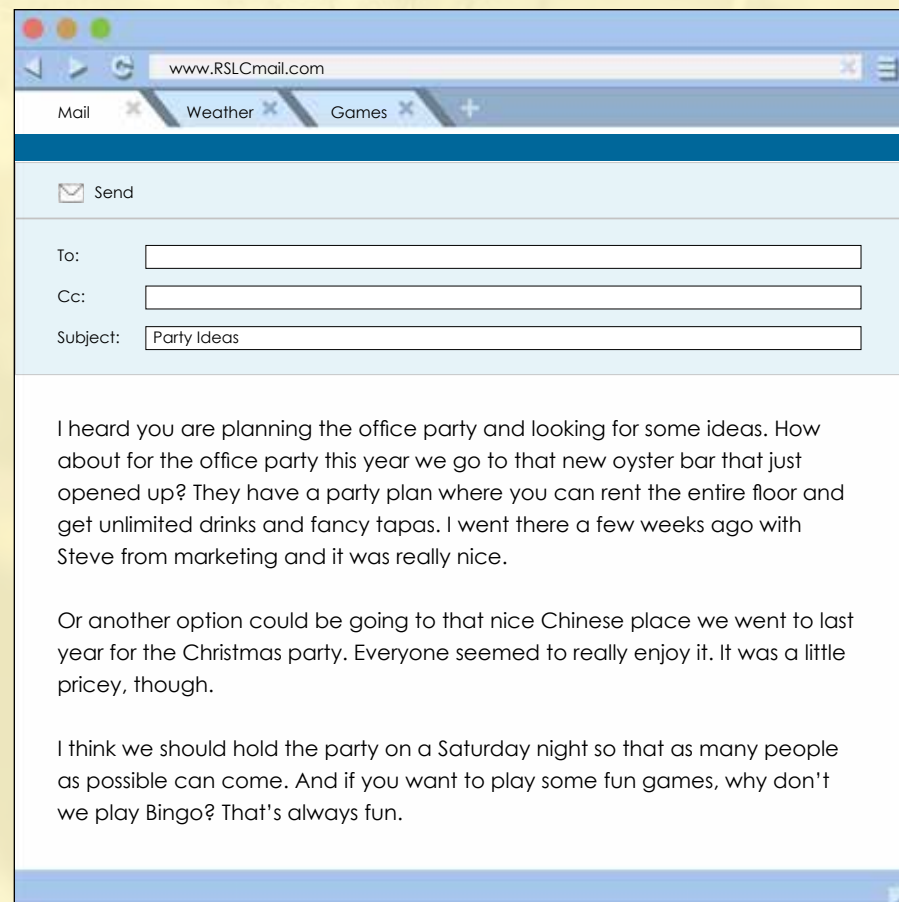
Milestone Office party

Situation:

You are planning an office party. There are 30 people in your office. You want to make sure the party is fun for everyone. Use the reading, listening, and interview sections to find out what some different people in your office think, then meet with your partner to plan the office party.

Reading:

Read the email below from Blake who is one of your co-workers, then answer the questions on the following page.



The screenshot shows an email client interface. The address bar displays 'www.RSLCmail.com'. The email header includes 'Send', 'To:', 'Cc:', and 'Subject: Party Ideas'. The body of the email contains the following text:

I heard you are planning the office party and looking for some ideas. How about for the office party this year we go to that new oyster bar that just opened up? They have a party plan where you can rent the entire floor and get unlimited drinks and fancy tapas. I went there a few weeks ago with Steve from marketing and it was really nice.

Or another option could be going to that nice Chinese place we went to last year for the Christmas party. Everyone seemed to really enjoy it. It was a little pricey, though.

I think we should hold the party on a Saturday night so that as many people as possible can come. And if you want to play some fun games, why don't we play Bingo? That's always fun.

1. What's the first place Blake recommends holding the party?
2. Why does he recommend that place?
3. What's the second place he recommends holding the party?
4. Why does he recommend that place?

Listening:

Track #36-37

Listen to two staff members talk about what kind of party they think the company should organize.

Staff member 1 - Mike

- What kind of party does he recommend and why?

Staff member 2 - Karen

- What kind of party does she recommend and why?

Interview:

Interview your boss and find out what kind of party they would like organized.

Remember to discuss:

- the purpose of the party
- the number of people
- the activities
- the budget
- the time
- the venue

Task:

Discuss the information you received from the different people, then work together to plan a great work party with your partner.

Remember to decide:

- where and when the party will be held
- who is going to be invited
- how to make the party fun for everyone
- how to make sure the most people possible can attend

After you have come up with a plan, create a list of what needs to be done, and discuss who is responsible for each point.

Homework:

- Create the invitation for the party you planned.
- Complete the recommended e-learning activities listed in your pacing document.



Chapter 4

My job



Goal: Describing your job

Let's start

Match the questions with the answers. What are some other questions you can ask about someone's job?

Questions:

1. Where do you work?
2. What kind of company is that?
3. What do you do there?
4. How do you like it?
5. How long have you worked there?

Answers:

- I oversee the sales dept.
- I work at G-TECH.
- It's great. I love my job.
- 10 years.
- We are an IT company.

Let's try

Tracks #38-40

Listen to three people talk about their jobs, then answer the questions.

Speaker #1

1. Where does she work? _____
2. What does she sell? _____
3. Does she like her job? _____

Speaker #2

1. Is he self-employed? _____
2. What does his company sell? _____

Speaker #3

1. Where does he work? _____
2. What does he do? _____
3. Does he want to change jobs? _____

Let's practice

Use the example phrases and the information below to practice describing jobs.

Example phrases

Describing where you work

- I work as a consultant for APEC. I'm based out of Los Angeles.
- I'm a researcher at G-TECH. I've worked there for about five years.

Describing your industry

- I work in the gardening industry.
- I'm in the airline business.

Describing your responsibilities

- I'm responsible for growing plants.
- I have to make presentations once a month.
- I spend most of my time acting.

Describing your work environment

- I report to the head of sales.
- I work in the research and development dept.
- I work with lots of English speakers.



Name: Takeshi Goto
Position: clinical scientist
Company: Pharma-max
Kind of company: pharmaceutical company
Department: R&D department
Environment: report to the head of R&D
Responsibility: test drugs, make budgets



Name: Mary Reznor
Position: salesperson
Company: Datatech
Kind of company: manufacturing
Department: sales department
Environment: work with many English speakers
Responsibility: travel a lot, demonstrate products

Let's speak

Read the information below, then role-play the situation with your partner.

Situation:

You're on a long, international flight. Start a conversation with the person sitting next to you. Introduce yourself and find out about their job. You can ask them about their position, company, department, work environment, responsibilities etc.

Homework

Complete the reading and writing activities below as well as the recommended e-learning activities listed in your pacing document.

Progression



Reading homework

Read the job ad on page 92, then complete the assigned tasks. You are welcome to preview the reading content before the lesson.

Writing homework
(50-80 words)

Write a job ad. Describe all the things a person will have to do if they get the job.



Goal: Describing your work history and qualifications

Let's start

Look at the pictures below. Rank them in the order you do them.
(1 = first, 6 = last)



graduate from college



interview for a job



take entrance exams



attend high school



cram for entrance exams



get into college

Let's try

Tracks #41-43

You are the principal of a high school. Listen to the three people interview for a job as a teacher. Make some notes, then tell your teacher about each candidate. Who do you think is the best candidate? Why?







Progression



Reading homework

Read the resume on page 93, then complete the assigned tasks. You are welcome to preview the reading content before the lesson.

Let's practice

Use the example phrases and the information below to practice describing work history and qualifications.

Example phrases

Describing your work history

- I have worked at my current company since 2009. Before that, I worked at Sony for three years.
- I worked at Maxis from 2001 to 2010.

Describing your experience

- I have two years' sales experience.
- I have taught English for three years.

Describing where you studied

- I majored in economics at Trinity College.
- I graduated from Tokyo University in 2012.

Describing your qualifications

- I have an undergraduate degree in IT.
- I have a TOEIC score of 900.
- I am qualified to teach snowboarding.
- I passed level two of the EIKEN test.

Mark Benson

Work history

- Sony
Regional Manager / 2015 - Present
- Toshiba America
Manager / 2010 - 2015

Experience

- Team leader / 7 years
- Living in Japan / 2 years

Qualifications

- Bachelor's degree in economics
Brown University / 2004 - 2008
- MBA
Temple University / 2008 - 2009
- JLPT level N2

Kaori Akimoto

Work history

- Azabu High School
Head teacher / 2013 - present
- Shinjuku Senior High School
Teacher / 2005 - 2013

Experience

- Teaching / 12 years
- Training teachers / 4 years

Qualifications

- Bachelor's degree in education
Tokyo University / 2009 - 2013
- Teaching license
- EIKEN level 1
- TOEIC score 990

Let's speak

Read the information below, then complete the speech.

Situation:

Do a short presentation about your work and educational background. Explain where you went to school, what you studied, what your qualifications are, and where you have worked.

Homework

Complete the reading and writing activities below as well as the recommended e-learning activities listed in your pacing document.



Goal: Describing your strengths

Let's practice

Use the example phrases and the information below to practice describing strengths.

Example phrases

Describing your qualities

- I am a fast learner
- I try to be honest.
- I am always punctual
- I have a good work ethic.

Describing knowledge

- I know how to use Photoshop.
- I'm familiar with Windows 10.
- I know a lot about your company.

Describing your skills

- I can speak Spanish very well.
- I'm great at working with a team.
- I'm pretty good at drawing.
- I'm good at taking feedback.
- I have good communication skills.
- My Korean is OK.
- I am able to speak Chinese a little.
- I'm not the best at working under pressure.

Let's start

Use the words in the box to describe the pictures below, then discuss what two skills important for each job are.

- a designer
- a pilot
- a nurse
- a mechanic
- a chef
- a photographer



Let's try

Tracks #44-46

Listen to three different people describe their skills. Make some notes, then tell your teacher about each person's skills.



Which person do you think would be the best salesperson?

Let's speak

Read the information below, then role-play the situation with your partner.

Partner 1 Situation:

You are interviewing a candidate for a management position at your company. Find out about their work history, qualifications, experience, and strengths.

Partner 2 Situation:

You are attending a job interview. Answer all the interviewer's questions in as much detail as possible. You are welcome to ask your own questions too if you like.

Homework

Complete the reading and writing activities below as well as the recommended e-learning activities listed in your pacing document.

Progression



Reading homework

Read the email on page 94, then complete the assigned tasks. You are welcome to preview the reading content before the lesson.

Writing homework (50-80 words)

Write a cover letter for a job you are applying for. Explain your skills and why you think you would be a good match for the position.



Goal: Leaving a message

Let's start

1. pick up
2. break up
3. hang up
4. call back
5. put someone through
6. put someone on hold

Match the telephone-related phrasal verbs below to their definitions. Can you make an example sentence with each one?



answer the phone



return someone's call



have a bad connection



ask someone to wait



end a phone call



transfer someone

Let's try

Tracks #47-48

Listen to the two telephone conversations and fill in the table below.

Caller		
Recipient		
Number		
Message		

Let's practice

Use the example phrases and the information below to practice leaving messages.

Example phrases

Asking for someone on the phone

- Hi. It's Jason. Is Mark in?
- Hello. This is Alicia Smith. Can you put me through to sales?
- Good afternoon. My name is Janet Power. Can I speak to Tim Jacobs, please?

Asking to leave a message

- Can I leave a message?
- Could you take a message?

Leaving a message

- Can you tell him that I might be a little late today?
- Could you have her call me back?
- Could you ask him to reserve meeting room C?
- Can you ask her if she is going to join the meeting tomorrow?
- Can you ask him where the meeting is?

Situation	Message
You are unable to meet your client today.	#1 Something came up #2 Can we reschedule?
The item your co-worker ordered was delivered.	#1 Pick it up from my office #2 When will she drop by?
You want to talk to your manager.	#1 I want to talk to him. #2 Call me back on my cell?
You want to invite your friend to a party.	#1 Give her the details about the party #2 Who is she bringing?

Let's speak

Read the information below, then role-play the situation with your partner.

Partner 1 Situation:

You have a meeting tomorrow with Russel. He said he would send a confirmation email last night, but you didn't receive anything. Call Russel and let him know you haven't received the details about the meeting. Find out if the meeting is at your office or his office, when the meeting starts, who's coming, what's on the agenda, and if you need to prepare anything.

Partner 2 Situation:

You are Russel's secretary. Russel is out to lunch at the moment. If someone calls take a message.

Homework

Complete the reading and writing activities below as well as the recommended e-learning activities listed in your pacing document.

Progression



Reading homework

Read the conversation on page 95, then complete the assigned tasks. You are welcome to preview the reading content before the lesson.

Writing homework (50-80 words)

Write a short dialogue about someone making a call and leaving a message.

20

Milestone Working holiday

Situation:

You are currently on a working holiday and looking for a new job. Use the reading, listening, and interview sections to find out about the different jobs available. After you have selected a job, go to the company and interview for the position.

Reading:

Read the website below, then fill in the table on the next page with the appropriate information.

www.jobnet.com

Working holiday jobs

New positions

- Position: Fruit Pickers
- Payment: \$20 per bin of picked fruit.
- Details: We are currently looking for some fruit pickers for our orchard. The position is available for the next two weeks. You don't need any qualifications, but you will require your own car and a valid work visa. If you can't speak English, it's OK. Also, fruit pickers will need to be over 165 cm tall. To apply, phone Becky on 555 854 123.

Listening:

Track #49-51

Listen to the people describe the different jobs available and fill in the table below.

	Fruit picker	Waiter	Station hand	Au pair	
Payment					
Responsibilities					
Requirements					

Interview:

You heard that there is a vacancy at your teacher's company. Ask your teacher about the position and fill in the table above.

Task:

1. Compare the five different jobs. What are the good points and bad points of the different positions? Which one do you like the best? Why?
2. Call the company you would like to interview at and set up an interview. If the person is not there, leave a message.
3. Go to the company and interview for the position.

Homework:

- Write an email to your friend about your new job. Explain what you do at your job and what you like/dislike about it.
- Complete the recommended e-learning activities listed in your pacing document.



Chapter 5
My new city



Goal: Describing where you would like to live

Let's start

- a farm
- a tropical island
- a middle-class suburb
- a high-rise apartment
- a mansion
- a penthouse

Use the words in the box to describe the pictures below, then discuss which place you would like to live and why.



Let's try

Tracks #52-53

Listen to the people talk about the city they'd like to move to, then answer the true-or-false questions below.

Person #1

1. He is currently living in Chicago. T/F
2. Chicago is smaller than his hometown. T/F
3. His hometown is more exciting than Chicago. T/F
4. He wants to go fishing on Lake Michigan. T/F

Person #2

5. He doesn't want to go to England. T/F
6. He would like to study English History. T/F
7. London has more beautiful buildings than his city. T/F

Progression



Reading homework

Read the email on page 96, then complete the assigned tasks. You are welcome to preview the reading content before the lesson.

Writing homework (50-80 words)

Write a short speech about where you would go and why if you could go anywhere in the world.

Let's practice

Use the example phrases and the information below to practice describing where people would like to live.

Example phrases

Stating desires

- I would love to live in Hawaii.
- I hope that I will be able to move to Italy next year.
- I am hoping to live in LA someday.

Stating reasons

- It seems like an amazing place.
- I love the culture there.
- I've always dreamed of living in China.
- I think it would be fun.

Describing benefits

- If I could live in Spain, I would be able to improve my Spanish.
- If I lived in the USA, I would eat hot dogs every day.
- If I moved to Tokyo, I would be closer to work.



Desire: Go to Paris
Reason: it's always been my dream to go there
Benefit: travel around Europe easily
 eat amazing food
 see my friends



Desire: Move to Los Angeles
Reason: become an actor
Benefit: close to Hollywood
 attend auditions easily
 maybe I will become famous



Desire: Live in Hawaii
Reason: seems like an amazing place
Benefit: go swimming every day
 learn how to surf
 watch American TV

Let's speak

Read the information below, then role-play the situation with your partner.

Situation

You work for a large international company. You are being transferred overseas, but your boss hasn't decided where to send you. Have a meeting with your boss and talk about where you would like to be transferred and why.

Homework

Complete the reading and writing activities below as well as the recommended e-learning activities listed in your pacing document.




Goal: Calling about a service

Let's start

- set up something
- pack something
- label something
- load something
- wrap something
- find a moving company

Use the words in the box to describe the pictures below, then discuss what people usually have to do when moving to a new place.



Let's try

Tracks #54-56

Listen to voicemails from the three different companies. What service do they offer? How much is it? When are they available?







Progression



Reading homework

Read the ad on page 97, then complete the assigned tasks. You are welcome to preview the reading content before the lesson.

Let's practice

Use the example phrases and the information below to practice calling about a service.

Example phrases

Stating your name

- Hello, my name is

Stating your reason for calling

- I'm calling about my internet service.
- I'm calling to get a quote.
- I'm calling because I'd like to set up phone service at my new address.

Asking about a service

- What options do you offer?
- What's the difference between the two?
- How much is it going to cost?
- What's the soonest you can do it?

Agreeing on a service

- OK. I'll go with number two.
- Option A should be fine.

Declining a service

- OK. Thanks for the information, I'll get back to you.
- I need a little more time to think. Is it OK if I call you back?



Gasco

Gas company

Options

1. turn on gas at new address / \$42
 2. turn off gas at old address / \$65
 3. check gas / free
- Available: Next Monday



NEXT Cable

Cable TV company

Options

1. basic channels / \$20 per month
 2. sports only / \$35 per month
 3. every channel / \$100 per month
- Available: Next Friday 2 pm - 8 pm



Space Net

Internet service provider

Options

1. home phone / \$10 per month
 2. Internet / \$50
 3. home phone + internet + mobile / \$80
- Available: Tomorrow from 13:00



John's Movers

Moving company

Options

1. truck + movers / \$1,000
 2. truck + movers + packing / \$1,500
 3. truck only / \$400
- Available: Sunday

Let's speak

Read the information below, then role-play the situation with your partner.

Situation:

You are planning to move next month. You need to hire a moving company. Call two moving companies and get a quote from each company. Compare the two companies, then decide which one you will use.

Homework

Complete the reading and writing activities below as well as the recommended e-learning activities listed in your pacing document.

Lesson
23



Goal: Giving a tour

Let's start

Use the words in the box to describe the house below.

- the entrance
- the deck
- the walk-in-closet
- the dining table
- the sofa
- the bathroom
- the study
- the master bedroom



Let's try

Tracks #57-59

Listen to the three people give a tour. Make some notes, then tell your teacher about each location. Which place do you think is the best? Why?



Progression



Reading homework

Read the conversation on page 98, then complete the assigned tasks. You are welcome to preview the reading content before the lesson.

Let's practice

Use the example phrases and the information below to practice giving tours.

Example phrases

Offering to give a tour

- Would you like a tour?
- Let me show you around.

Continuing a tour

- Please follow me.
- Let's continue.

Ending a tour.

- That concludes the tour.
- OK, I think that's everything.

Saying where something is

- This is the kitchen.
- The towels are in that drawer over there
- There is a pool outside.
- There are two bedrooms upstairs.
- That room over there is the living room. That's where the pool table is.
- That room down the hall is my home office.
- That room is where I exercise.

area	location	action
the pantry	right there	keep all the food
the kitchen	at the end of the hall	eat breakfast
balcony	through that door	people can smoke
the laundry	downstairs	washer and dryer are
the den	in the room next to this one	pool table is

Let's speak

Read the information below, then role-play the situation with your partner.

Situation:

Give your partner a tour of one of the locations below. Remember to describe where different things are and what you do in the different areas.

Locations:

1. your house
2. your company
3. your dream house

Homework

Complete the reading and writing activities below as well as the recommended e-learning activities listed in your pacing document.



Goal: Giving your opinion of a place

Let's start

Match the words to their opposites. What other words do you know that you can use to describe a house?

clean <input type="checkbox"/>	dark <input type="checkbox"/>
bright <input type="checkbox"/>	dirty <input type="checkbox"/>
cheap <input type="checkbox"/>	expensive <input type="checkbox"/>
modern <input type="checkbox"/>	cramped <input type="checkbox"/>
safe <input type="checkbox"/>	basic <input type="checkbox"/>
quiet <input type="checkbox"/>	dangerous <input type="checkbox"/>
spacious <input type="checkbox"/>	noisy <input type="checkbox"/>
luxurious <input type="checkbox"/>	old <input type="checkbox"/>
attractive <input type="checkbox"/>	unattractive <input type="checkbox"/>

Let's try

Tracks #60-62

Listen to three real estate agents. They are each trying to sell a property. Make some notes then tell your teacher about each of the apartments.

_____	_____	_____
_____	_____	_____
_____	_____	_____

Which apartment do you like the most? Why?

Progression



Reading homework

Read the social media post on page 99, then complete the assigned tasks. You are welcome to preview the reading content before the lesson.

Let's practice

Use the example phrases and the information below to practice giving your opinion of a place.

Example phrases

Stating that you like a place

- I love it. It's just perfect.
- The pool is nice.
- I like that this room gets a lot of light.
- We love the location.
- It's exactly what we've been looking for.

Stating that you dislike a place

- It's not really what I'm looking for.
- It's too small.
- It's not close enough to the station.
- There are too many things that need to be fixed.
- There isn't enough space.
- There aren't enough bedrooms.



bad point:
kitchen size



good point:
neighborhood



bad point:
bathroom condition



good point:
design



good point:
pool



bad point:
security



good point:
distance to station



bad point:
light

Let's speak

Read the information below, then role-play the situation with your partner.

Partner 1 Situation: (teacher)

You are a real estate agent. You have three apartments that you think the client will like. Show your client each of the apartments and see what they think.

Partner 2 Situation: (student)

You are looking for a new place. You have asked the real estate agent to show you three places today. Give your opinion of each place.

Homework

Complete the reading and writing activities below as well as the recommended e-learning activities listed in your pacing document.

Writing homework
(50-80 words)

You are an international student. Write a letter home describing what you like and what you don't like about your dormitory.

25

Milestone Apartment search

Situation:

Your friend is coming to Japan and needs to find an apartment. Since they can't speak Japanese, they need your help. Use the reading, listening, and interview sections to get the necessary information for the move, then go to a real estate agency and help them find a great place.

Reading:

Read the email from your friend and answer the questions on the following page.

www.RSLCmail.com

Mail x Weather x Games x +

Send

To:

Cc:

Subject: Japan trip

Hey,

I'm coming to Japan soon and I wonder if you would be able to help me out. I need to find an apartment that I can rent for one year while I'm over there. I don't really want to stay in a guest house or a dorm. Do you think you could help me get an apartment?

Also, since I use the Internet a lot, I need to find a good ISP. I had a quick look online, but all the content is in Japanese. I need an ISP that is fast, but also good value for money. Could you help me find a good ISP?

I'll be in Japan next week.

Thanks

1. What does your friend want you to help them with?
2. Does your friend want to stay in a guest house or a dorm?
3. What kind of ISP is your friend looking for?
4. When does your friend arrive in Japan?

Listening:

Track #63-65

Listen to information from three different Internet service providers (ISP), and fill in the table below. Which one do you think is the best and why?

	Speed	Monthly cost	Installation cost	Special offer
Company #1				
Company #2				
Company #3				

Interview:

Before you go to the real estate office, call your friend and find out what kind of place they would like. Make sure to ask them about the location, their budget, the size of the apartment, and anything else that's important to them.

Task:

Since your friend can't speak Japanese, they have asked you to go to the real estate agency for them. Talk to the real estate agent and find a good apartment for them. After you have found a good apartment, go on a tour and decide if you will recommend it to your friend.

Homework:

- Write an email to your friend about the ISP and apartment you found for them.
- Complete the recommended e-learning activities listed in your pacing document.



Chapter 6
Traveling

Lesson
26



Goal: Describing the weather

Let's start

Adjectives

1. sunny
2. windy

Verbs

3. snow
4. rain

Nouns

5. a thunderstorm
6. fog

Use the words in the box to describe the pictures below, then discuss what other weather-related vocabulary you know.



What's the weather usually like in different places around the world?

Listen to the three people talk about the weather during their vacation. Make some notes then tell your teacher what the weather is like where each person is.



Let's practice

Use the example phrases and the information below to practice describing the weather.

Example phrases

Expressing certain action


- It's going to be hot tomorrow.
- There will definitely be a lot of snow tomorrow morning.
- There is a 100% chance of rain.

Expressing likely actions

- It will probably be sunny.
- It's likely it will rain tomorrow evening.
- There is a good chance it will rain on Sunday.
- I think it's going to rain on Thursday in the morning.

Expressing less likely actions

- It might rain tomorrow.
- It's unlikely it will rain on Friday.
- There is a 20% chance of rain tomorrow.
- I don't think it's going to rain on Saturday.



Let's speak

Read the information below, then complete the speech.

Situation:

You work for a news station. Do the weather forecast for five different cities around the world. You are welcome to use your imagination or real information from a weather site.

Remember to include:

- the name of the city
- the time of day
- information about the temperature
- information about the weather

Homework

Complete the reading and writing activities below as well as the recommended e-learning activities listed in your pacing document.

Progression



Reading homework

Read the forecast on page 100, then complete the assigned tasks. You are welcome to preview the reading content before the lesson.

Writing homework
(50-80 words)


Look at newspapers or the Internet and write a weather forecast for next week.



Goal: Explaining your future plans

Let's start

Look at the two pictures below. What do you think the two people are saying?



Let's try

Tracks #69-70

Listen to two people explain their plans for next weekend, then answer the questions below.

Listening 1:

- Who is she going to meet at the dept. store? _____
- Where will she probably have lunch? _____
- What might she do in the afternoon? _____

Listening 2:

- When are they going to take the train? _____
- When is he planning to cook hot dogs? _____
- What time is his favorite band playing? _____

What are your plans for this weekend? Do you have any special plans coming up?

Progression



Reading homework

Read the email on page 101, then complete the assigned tasks. You are welcome to preview the reading content before the lesson.

Writing homework
(50-80 words)

You have next week off. Write a letter to your pen pal explaining what you are going to do.

Let's practice

Use the example phrases and the information below to practice explaining your future plans.


Example phrases

Explaining your plans

- I'm going to do yoga.
- I'm thinking of getting a massage.
- I'm planning to meet up with some of my colleagues and go to karaoke.
- I'm meeting Sam tonight. We are going to go to Tokyo.

Deciding on new plans

- I'll go out for dinner.
 - I guess I'll just stay home.
 - I'll probably do some shopping.
- Stating you don't really have a plan**
- Nothing much. I am just going to relax.
 - I don't know. I might just watch a movie.



Let's speak

Read the information below, then role-play the situation with your partner.

Situation:

There is a long weekend this week. You want to have lots of fun, so you have planned to take a short trip with lots of fun activities each day. Share your plans with your partner, then ask your partner about their plans for the long weekend.

Homework

Complete the reading and writing activities below as well as the recommended e-learning activities listed in your pacing document.

Lesson
28



Goal: Booking a vacation

Let's start

- a theme park
- a World Heritage Site
- a youth hostel
- a Japanese inn
- a ski resort
- a bed & breakfast

Match the words to the pictures, then make an example sentence for each.



Discussion questions:

1. Where have you been to on vacation recently?
2. What are some places you'd like to see, or things you'd like to do on your next vacation?

Let's try

Tracks #71-73

Listen to the travel agents talk about different packages. Make some notes, then tell your teacher about the different packages.



Let's practice

Use the example phrases and the information below to practice booking a vacation.

Example phrases

Stating your requirements

- I'd like to book a vacation to Greece leaving on the 8th.
- I'd like to go to Las Vegas.
- I'd like to go somewhere fun.
- I'd like to book a three-day getaway for next week.

Stating your preferences

- I'd prefer a hotel that is at least four stars.
- If possible, I want to leave on the 5th.
- A morning flight would be better.

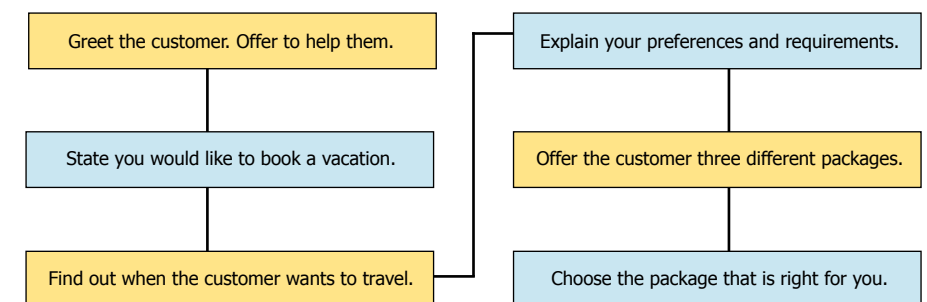
Asking about details

- Where's the hotel?
- What activities are included?
- What's the hotel like?
- Is it cheaper if I leave on a different day?
- What's the total price?

Destination	Time	Preferences	Questions
Taipei	1 week / leave Sunday	morning flight	hotel location
somewhere fun	2-day trip / next week	leave on the 9th or 10th	included activities
Paris	4-day trip / leave 29th	hotel in the center of the city	tax included
Madrid	one-week / leave next month	a first-class seat	hotel information
somewhere cheap	this weekend	not travel too far	breakfast included
Europe	about 3 weeks / in April	see 10 countries	total price

Let's speak

Use the steps below to role-play booking a vacation at a travel agency.



Homework

Complete the reading and writing activities below as well as the recommended e-learning activities listed in your pacing document.

Progression



Reading homework

Read the itinerary on page 102, then complete the assigned tasks. You are welcome to preview the reading content before the lesson.

Writing homework
(50-80 words)

Write an ad for an amazing vacation. Include information about the hotel, flights, and included activities.

Lesson
29



Goal: Describing experiences

Let's start

- catch a big fish
- break a bone
- go to Rome
- ride a horse
- go bungee jumping
- climb a mountain

Use the words in the box to describe the different experiences below.



Discussion questions:

1. Which of the above experiences have you had/would you like to have?
2. What's one of your best experiences?

Let's try

Tracks #74-76

Listen to the three speakers talk about their experiences. Make some notes, then tell your teacher about each of their experiences.



Progression



Reading homework

Read the ad on page 103, then complete the assigned tasks. You are welcome to preview the reading content before the lesson.

Writing homework
(50-80 words)

You are living overseas. Email your friend and tell them about some of the new experiences you have had.

Let's practice

Use the example phrases and the information below to practice describing experiences.

Example phrases

Stating experiences

- I went on a cruise last year.
- I've camped in the Amazon.
- I haven't been to America.
- I have never ridden a horse.

Adding information

- It was so much fun. I had a great time.
- It was back in 2012. It was an incredible experience.
- But it's on my bucket list.
- But I'd like to try one day.



Let's speak

Read the information below, then complete the interview.

Situation:

Interview your partner about some of their experiences. Ask them about the following topics:

- where they've gone
- what they've learned
- what they've tried
- what they've accomplished

Also, ask what they haven't done yet, but would like to do.

Homework

Complete the reading and writing activities below as well as the recommended e-learning activities listed in your pacing document.

Milestone

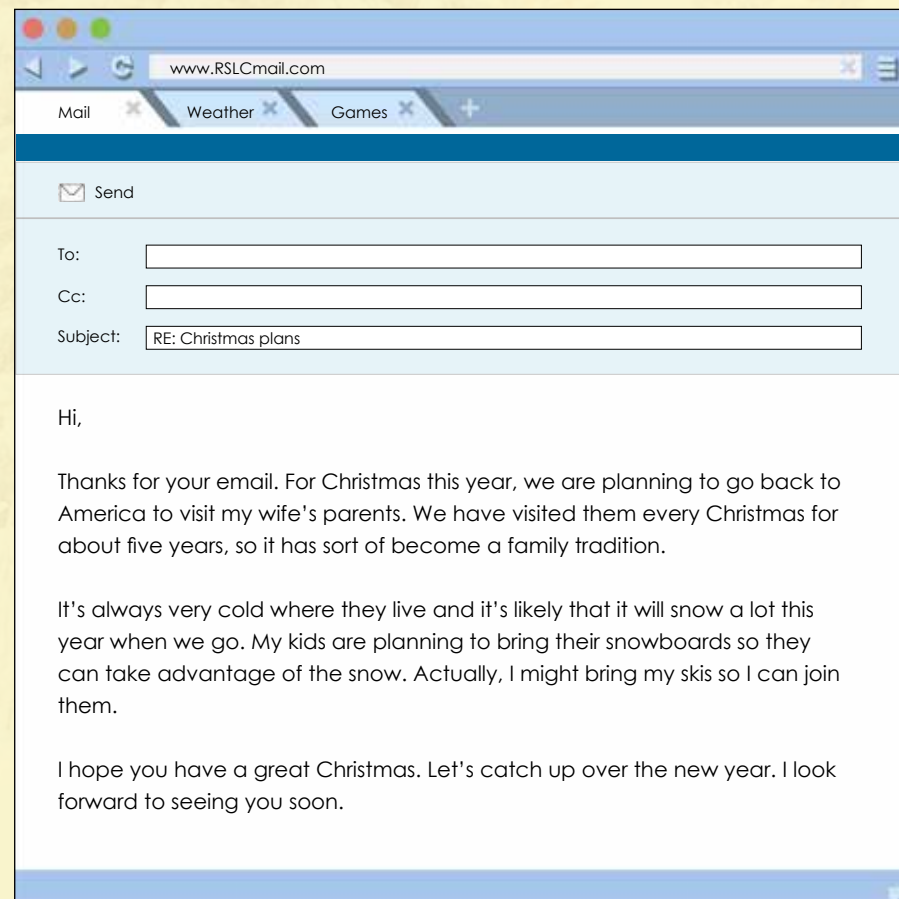
Christmas vacation

Situation:

You would like to plan a Christmas vacation, but you don't know where to go. Use the reading, listening, and interview sections to find out about trips your friends are planning.

Reading:

Read the email reply you got from a friend, then answer the questions on the following page.



1. How many years in a row have they gone to his wife's parents' house for Christmas?
2. What's the weather like there?
3. Why are his kids planning to take their snowboards?
4. What might he bring?

Listening:

Track #77

Listen to the man talk about what he did for Christmas the last few years and what he is planning to do this year. Answer the questions below.

1. How many different countries has he had Christmas in?

2. Where did he go last year?

3. Did he enjoy the trip? Why? Why not?

4. Where is he planning to take his family for Christmas this year? Why?

Interview:

Interview your teacher about what they usually do for their Christmas vacation.

Find out:

- what places they have celebrated Christmas / New Year's
 - what places they recommend and why
 - what they are planning to do this year
- _____

Task:

1. Meet with your teacher and compare the different trips. Decide where you want to go.
2. Together with your teacher plan a fun itinerary for the trip.
3. Call the travel agency and book the trip.

Homework:

- Write about the last holiday you took. Where did you go? What did you do? Did you plan it yourself or did you use a travel agent?
- Complete the recommended e-learning activities listed in your pacing document.

Reading Section

Chapter 1 - Meeting new people - Lesson 1

Reading Interaction

Meeting new people
- Understanding a profile

Instructions

Read the passage and answer the questions below.

The screenshot shows a web browser window with the URL www.rfn.com. The page title is "Rosetta Friend Network" with the subtitle "Find the perfect language partner". The profile is for Shawn Carter, a man with dark hair and a beard, wearing a dark suit. The text next to his photo reads "Shawn Carter - Yokohama, Japan". Below this, it says "Looking for:" followed by a list: "Language exchange", "Speaks English (Fluent)", "Learning Japanese (Intermediate)", and "Learning Chinese (Beginner)". Under "About me", there are two columns of bullet points. The first column lists: "works at Asahi Glass", "studied business administration at Columbia University", "lives in Yokohama, Japan", "in a relationship with Erina Kamiya from Denver, CO", "born on September 24, 1990", and "star sign: Libra". The second column lists: "likes: house and techno, playing with my cat, playing basketball", "family: Christine Carter (sister)", and "friends: Satoshi Nakamura, Kenji Ono".

Questions

1. Where is Shawn from?

2. Where does he live?

3. Where does he work?

4. What does he do for fun?

5. Is he married?

6. Does he have any brothers or sisters?

Answers available on page 104.

Reading Section

Chapter 1 - Meeting new people - Lesson 2

Reading Interaction

Exchanging personal information
- Understanding a conversation

Instructions

Read the conversation and rewrite it in the correct order.



Situation:

Tom has just met someone in a bar.

- Hello. I'm Tom. What's your name?
- You look quite young to be a teacher. How old are you?
- I'm Sarah. Nice to meet you.
- Nice to meet you too. So, what do you do for fun?
- I love studying languages.
- I'm a banker. And you?
- I can speak Japanese and a little English. How about you?
- That's cool. I'd like to speak French. What's your job?
- I'm a teacher.
- Cool. Me too. What languages can you speak?
- I'm 23.
- I can speak English and Spanish. At the moment, I'm studying French.

Correct conversation

1. Hello. I'm Tom. What's your name?
2. _____
3. _____
4. _____
5. _____
6. _____
7. _____
8. _____
9. _____
10. _____
11. _____
12. I'm 23.

Answers available on page 104.

Reading Section

Chapter 1 - Meeting new people - Lesson 3

Reading Interaction

Describing your likes and dislikes
- Understanding a profile

Instructions

Read the website and answer the questions below.

Rosetta Friend Network
Find the perfect language partner

Top results

Sachiko, 19 years old
Online Now
Looking for:
• Email pen pals
• Friendship
• A Relationship
Loves:
• cats, swimming, going to the beach
Likes:
• shopping, dancing, going to concerts
Dislikes:
• snakes, rude people

Chris, 22 years old
Online Now
Looking for:
• Email pen pals
• Friendship
• A Relationship
Loves:
• eating out, travel, cats
Likes:
• Thai food, horror movies
Dislikes:
• waiting in lines, exercising, arguing

Questions

1. What does Sachiko like doing?

2. Does Sachiko hate going to concerts?

3. What doesn't Sachiko like?

4. What does Chris like?

5. Who likes shopping?

6. Does Chris like arguing?

Answers available on page 105.

Reading Section

Chapter 1 - Meeting new people - Lesson 4

Reading Interaction

Describing where you live
- Understanding email

Instructions

Read the email and answer the questions below.

Mail Weather Games +

Send

To: David Smith
Cc: _____
Subject: See you next year!

Hi David,

Long time no see! I hope you are well.

I just moved into my new place in Chicago! I'm tired after all the hard work; moving can be very stressful, but it feels great to be here now. I think I will enjoy living here.

My bedroom is really cool. There is a double bed and lots of space. I am sharing the house with two other girls. They are so fun and friendly! The house is in a nice suburb. It's next to Grand Park, so there are lots of trees. There's a tennis court, too! There is a convenience store across the street. There are also a few restaurants nearby. The Italian one looks good - I think we will eat there tonight! Sadly, there's no supermarket close by, but I think I'll manage.

Also, it's a little far from my university. There is a train station, but it is a 25-minute walk! There are some bus stops next to my place, though, so I think I will take the bus every day. There are so many things to see and do! The baseball stadium is near here, too. You should come to visit! We can watch a game when you are here.

Take care,
Natasha

Questions

1. What city is Natasha living in?

2. Does she live in a nice suburb?

3. How many people is she living with?

4. Is there a park close to her house?

5. How long does it take to walk to the train station?

6. How will she go to university?

Answers available on page 105.

Reading Section

Chapter 2 - Growing up - Lesson 6

Reading Interaction

Describing your family - Understanding email

Instructions

Read the email and answer the questions below.

The screenshot shows a web browser window with the address bar at www.RSLCmail.com. There are three tabs: Mail, Weather, and Games. The email header shows 'Send' with an envelope icon. The 'To:' field contains 'Rakesh Gupta', 'Cc:' is empty, and 'Subject:' contains 'Nice to meet you'. The email body starts with 'Dear Rakesh,' followed by a paragraph about meeting Rakesh and being interested in Indian culture. The second paragraph describes the weather in America and asks about beaches in India. The third paragraph details Amy's family: four people in her family, but a larger family on her mother's side (two aunts, three uncles, 10 cousins). Her mother is Jill and her father is Bill. Her mother is 42 and her father is 45. She asks for their names and professions. She also mentions her brother Robert (13) and sister Lisa (18), both in school. The email ends with 'I hope to speak to you again soon.' and 'Yours sincerely, Amy'.

Questions

1. What is her father's name?

2. What does her mother do?

3. How many aunts and uncles does she have?

4. Does Amy have 12 cousins on her mother's side?

5. How old is Lisa?

6. Who is in high school?

Answers available on page 106.

Reading Section

Chapter 2 - Growing up - Lesson 7

Reading Interaction

Describing people - Understanding email

Instructions

Read the email and answer the questions below.

The screenshot shows a web browser window with the address bar at www.RSLCmail.com. There are three tabs: Mail, Weather, and Games. The email header shows 'Send' with an envelope icon. The 'To:' field contains 'Ben Hill', 'Cc:' is empty, and 'Subject:' contains 'Party info'. The email body starts with 'Hi Ben,' followed by a paragraph about being late to an office party and asking if Ben can host. The second paragraph lists information about guests to help identify them. The list includes: Jessie (late 20s, tall, blonde, athletic, funny), Chris (early 30s, dead ringer for Ryan Gosling), Curt (early 20s, short black hair, long beard, hard to miss), Steven (early 20s, scruffy blond hair, goatee), Deanna (late 50s, boss, short with gray hair), Libbie (early 30s, overweight, stylish), Waylon (late 40s, old but in good shape, muscular), and Alec (mid 30s, long sideburns, looks like Hugh Jackman). The email ends with 'Thanks so much, Adrian'.

Questions

1. Who does Chris look like?

2. Is Curt easy to recognize?

3. Does the boss have black hair?

4. Who has scruffy blond hair?

5. Is Alec in his mid-thirties or late thirties?

6. Who is in good shape?

Answers available on page 106.

Reading Section

Chapter 2 - Growing up - Lesson 8

Reading Interaction

Describing your childhood
- Understanding a letter

Instructions

Read the letter and answer the questions below.



Questions

1. Is Charlie still a scout?

2. How old is Charlie now?

3. What's Charlie's job?

4. Does Charlie still go camping?

5. How often does Charlie go hiking?

6. Did Charlie like being a scout?

Answers available on page 107.

Reading Section

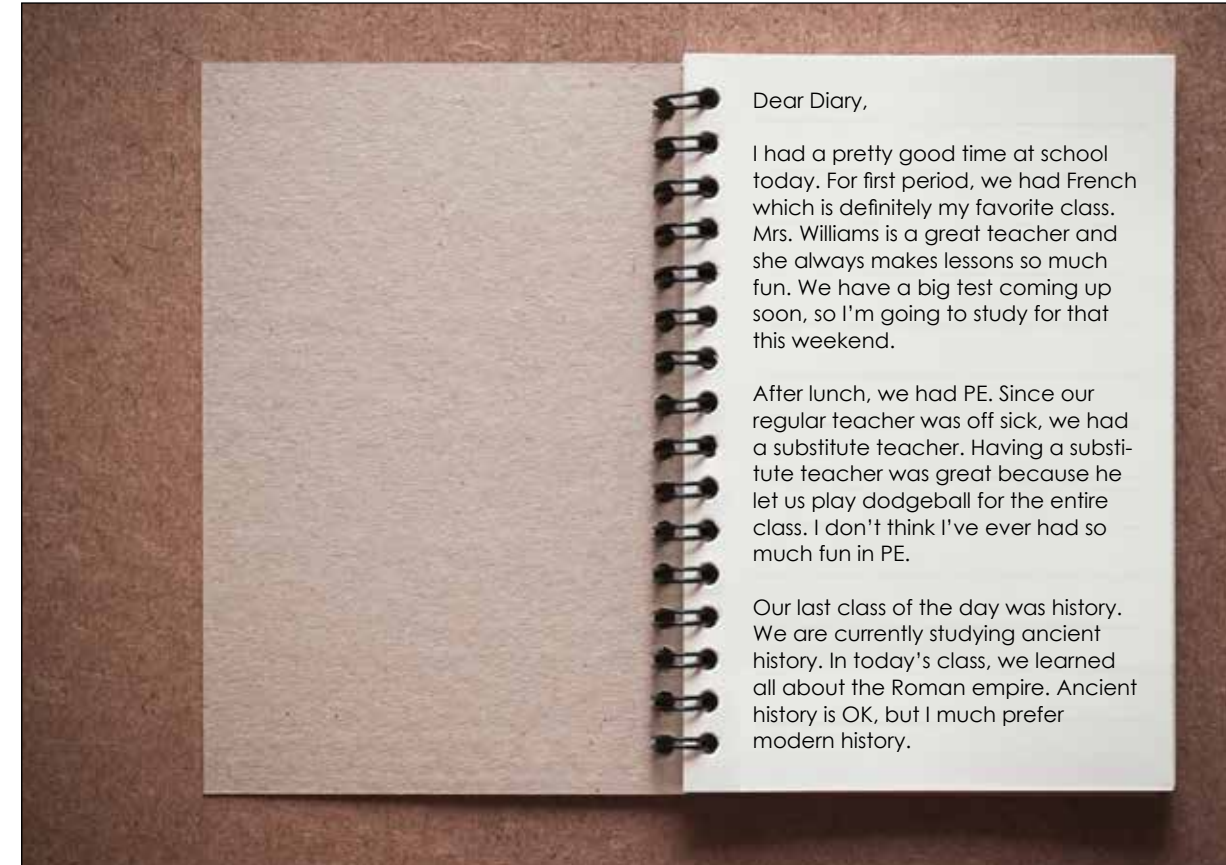
Chapter 2 - Growing up - Lesson 9

Reading Interaction

Describing your school life
- Understanding a diary entry

Instructions

Read the diary entry and answer the questions below.



Questions

1. What is her favorite class?

2. Does she have a big test coming up?

3. Did their regular PE teacher teach the class?

4. What did she do in PE class?

5. What is she currently studying in history class?

6. Does she prefer ancient history or modern history?

Answers available on page 107.

Reading Section

Chapter 3 - Parties - Lesson 11

Reading Interaction

Inviting someone to a party
- Understanding an invitation

Instructions

Read the invitation and answer the questions below.

Birthday party

Dear Joanna,

We can't believe our little child Sheldon has turned three! Come help us celebrate this special day with a cheerful party. You're warmly invited to our little boy's third birthday celebration!

There will be fun and games for the kids. There will be a magician, a clown, and even a petting zoo. There will be cake, pizza, ice cream and snacks, and of course drinks for the adults.

Date: Saturday 26th February

Time: from 1:00pm

Place: our house
785 9th Street West
Auburn, NY 13021

RSVP: Please contact me or Alice no later than Monday, 21st February to let us know if you will be able to attend

Charlie: 555 2145 988 or charlie1989@gmail.com
Alice: 555 2316 845 or alice-hunter@gmail.com

Charlie

Questions

1. Who is the birthday party for?

2. How old will Sheldon be at the party?

3. When does the party start?

4. Where is the party being held?

5. Will there be a magician at the party?

6. When do you need to RSVP by?

Answers available on page 108.

Reading Section

Chapter 3 - Parties - Lesson 12

Reading Interaction

Asking for help
- Understanding email

Instructions

Read the email and answer the questions below.

www.RSLCmail.com

Mail Weather Games +

Send

To: Jonathan Harvey

Cc:

Subject: Re: Staff Party, 21st August

Dear Jonathan,

I hope you are enjoying the beautiful weather!

I'm mailing you regarding the staff party at the Cavern Bar this Friday night. As you know, the party begins at 7:30 pm and ends at 12 am. I'm sure it will be a really fun event! However, there are a few things we need to organize before it starts. Would you do me a favor?

First of all, we will not have enough napkins at the party. On Thursday, would you please collect the napkins from my office and deliver them to the building? Secondly, we need to arrange the chairs. Could you please help to arrange the chairs with Steve? Finally, we have to pour the champagne and orange juice! Before the party starts, could you pour 120 glasses of champagne and 80 of orange juice?

Thank you!

Regards,

Shawn Smith, CEO

Questions

1. What type of party is it?

2. Where are they holding the party?

3. On what day does Jonathan need to collect the napkins?

4. Who will help to arrange the chairs?

5. How many glasses of orange juice need to be poured?

6. When will the party finish?

Answers available on page 108.

Reading Section

Chapter 3 - Parties - Lesson 13

Reading Interaction

Helping people
- Understanding a conversation

Instructions

Read the conversation and rewrite it in the correct order.



Situation:

Paul is asking Simon about how the planning of the upcoming party is progressing.

- Hey, Simon. How goes the party planning?
- How many people are coming again?
- Not so well.
- I can't find a restaurant big enough to fit everyone.
- Thirty.
- Well, I'm free after work that day, so I'll drop by and give you a hand setting up.
- Oh, why's that?
- Thank you so much. If you could call them that would be a huge help.
- No problem. Is there anything else I can do?
- I know a good restaurant that can fit 30 people. Would you like me to call the restaurant for you and make a reservation?
- Actually, now that you mention it, I also need setting up the venue on the day.
- Thank you so much. You're a life saver.

Questions

1. Hey, Simon. How goes the party planning?
2. _____
3. _____
4. _____
5. _____
6. _____
7. _____
8. _____
9. _____
10. _____
11. _____
12. Thank you so much. You're a life saver.

Answers available on page 109.

Reading Section

Chapter 3 - Parties - Lesson 14

Reading Interaction

Making suggestions
- Understanding social media posts

Instructions

Read the social media post and answer the questions below.

Rosetta Connect

Akemi Matsushima
2 hours ago

Halloween

Tomorrow is Halloween and my host family is planning to throw a huge costume party. I'm going to wear a witch costume and my host sister, Jenny, is going to wear a genie costume. I think it's going to be so much fun.

There will be a costume contest at the party, and everyone can vote for their favorite costume. The winner will get a special prize.

We bought a lot of food and drinks so hopefully everyone will be able to eat and drink a lot. I love Halloween, but I don't really like American candy; it's too sweet for me. Please let me know if you would like to come. Also, does anyone know some fun party games we can play? I'd love to hear your suggestions.

[Like](#) | [Comment](#) | [Share](#)

Questions

1. When is Halloween?

2. What kind of party is her host family planning to throw?

3. Does she think the party is going to be boring?

4. What costume is she going to wear?

5. What does the winner of the costume contest get?

6. Does Akemi like American candy? Why? Why not?

Answers available on page 109.

Reading Section

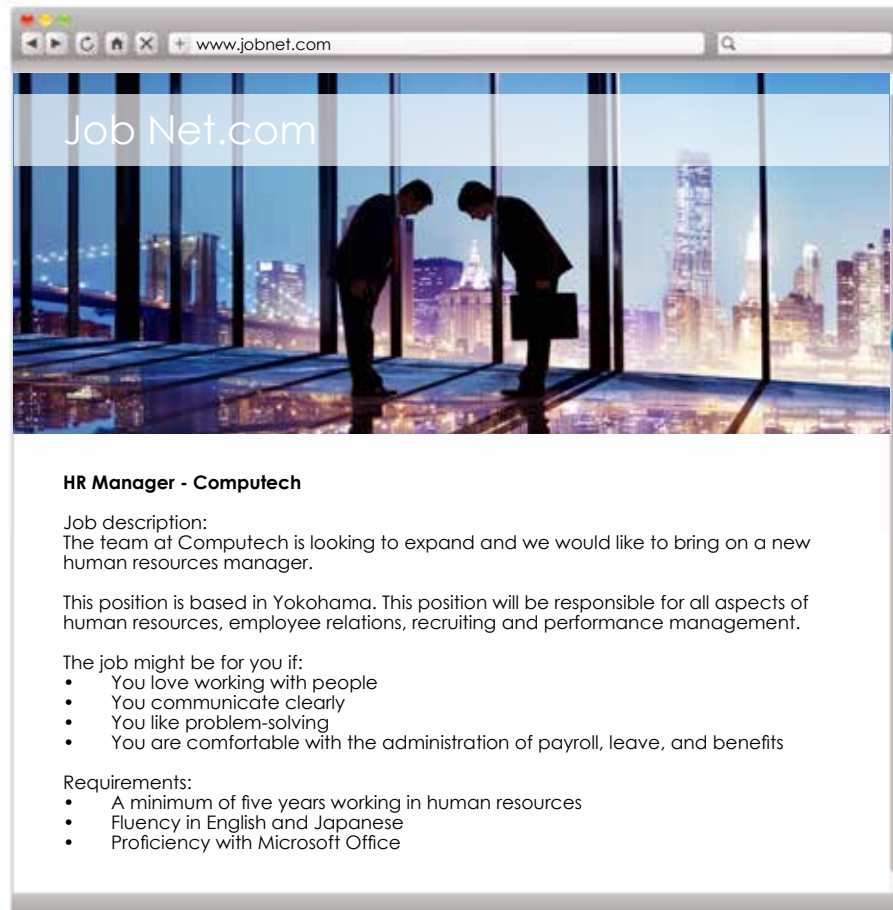
Chapter 4 - My job - Lesson 16

Reading Interaction

Describing your job - Understanding job ads

Instructions

Read the ad and answer the questions below.



The screenshot shows a web browser window with the URL www.jobnet.com. The page features a header with the JobNet.com logo and a background image of two men in business suits looking out a window at a city skyline at night. Below the image, the job title is "HR Manager - Computech". The job description states that the team at Computech is looking to expand and bring on a new human resources manager. The position is based in Yokohama and is responsible for all aspects of human resources, employee relations, recruiting, and performance management. The job might be for you if you love working with people, communicate clearly, like problem-solving, and are comfortable with payroll, leave, and benefits administration. Requirements include a minimum of five years of experience in human resources, fluency in English and Japanese, and proficiency with Microsoft Office.

Questions

1. What is the position?

2. Where is the position based?

3. If you get this position, what will you be responsible for?

4. Would this job be a good match for you if you don't like people?

5. How many years' experience does this job require you to have?

6. Does this job require you to be proficient in Chinese?

Answers available on page 110.

Reading Section

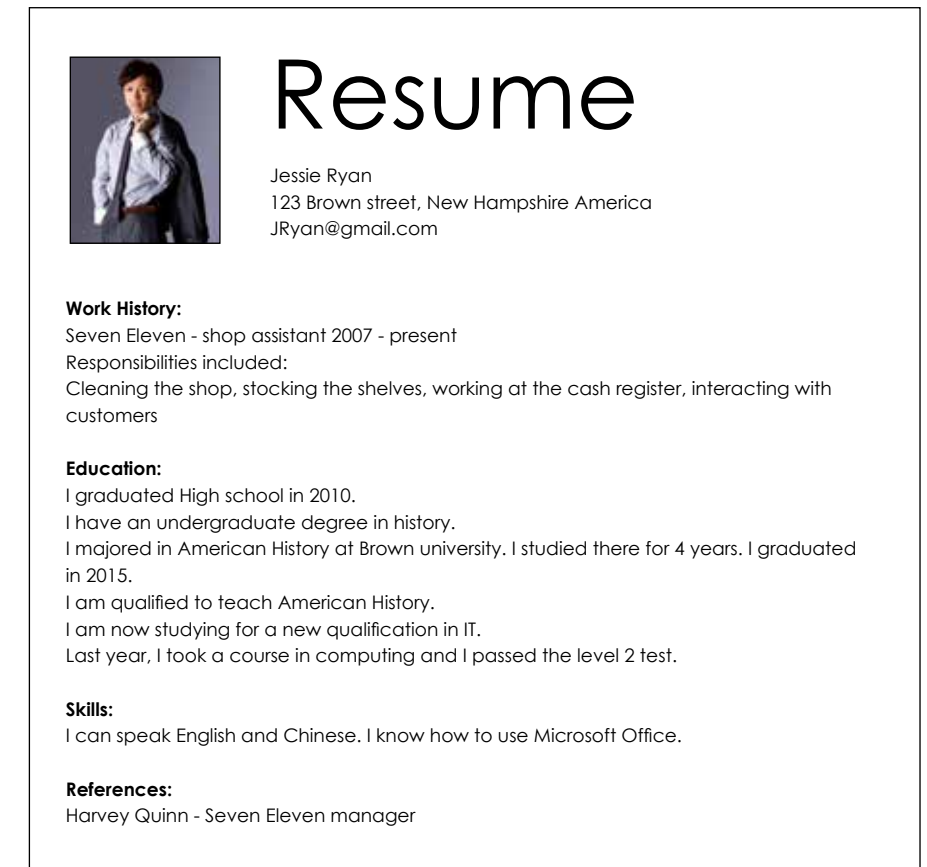
Chapter 4 - My job - Lesson 17

Reading Interaction

Describing your work history and qualifications - Understanding a resume

Instructions

Read the resume and answer the questions below.



The resume is for Jessie Ryan, located at 123 Brown street, New Hampshire America, with email JRyan@gmail.com. Her work history includes being a shop assistant at Seven Eleven from 2007 to the present, with responsibilities such as cleaning, stocking, and interacting with customers. She graduated high school in 2010 and has an undergraduate degree in history from Brown University, where she majored in American History and graduated in 2015. She is qualified to teach American History and is currently studying for a new qualification in IT, having passed a level 2 test in computing last year. Her skills include speaking English and Chinese and using Microsoft Office. A reference is provided for Harvey Quinn, her manager at Seven Eleven.

Questions

1. When did Jessie graduate college?
2010 / 2015 / 2007
2. What is Jessie qualified to do?
Teach American History / Speak English / Repair Computers
3. What is Jessie studying now?
Banking / IT / Kanji Kentei
4. What course did Jessie take last year?
TOEIC / Art / Computing
5. What level test did he pass?
Level 1 / Level 2 / Level 3
6. Where has Jessie been working from 2007 to now?
Rosetta Stone / Seven Eleven / McDonalds

Answers available on page 110.

Reading Section

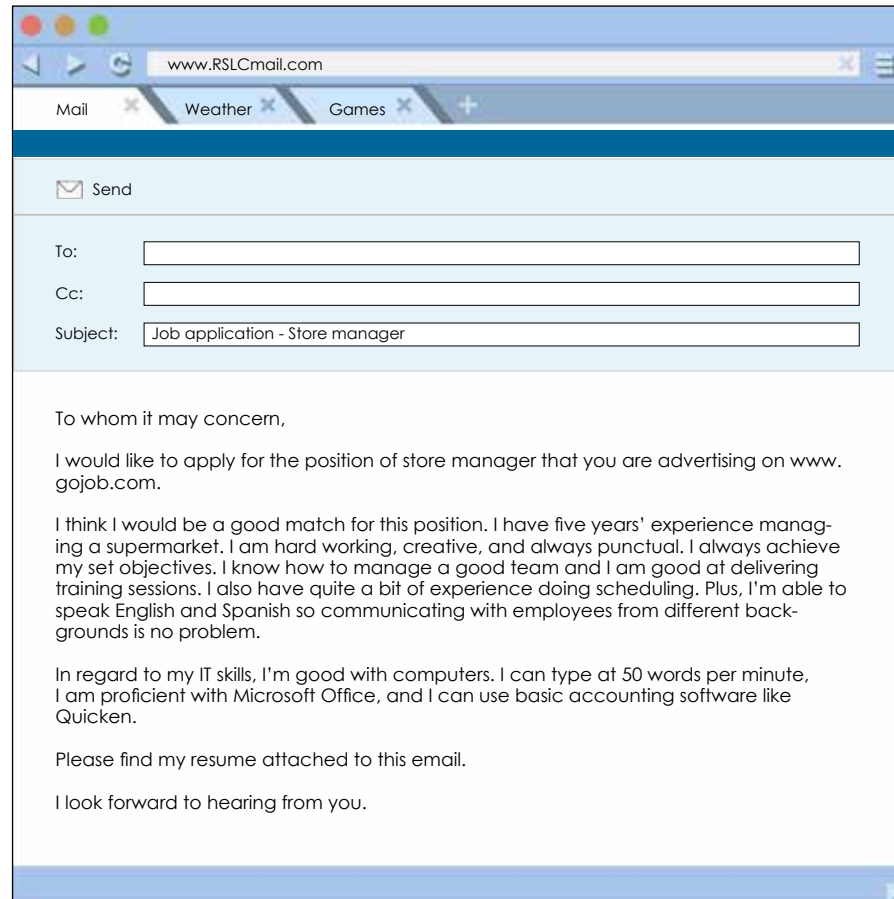
Chapter 4 - My job - Lesson 18

Reading Interaction

Describing your strengths - Understanding email

Instructions

Read the email and answer the questions below.



Questions

1. How many years experience managing a supermarket does he have?

2. Is he creative?

3. Does he know how to manage a good team?

4. What is he good at delivering?

5. What languages is he able to speak?

6. What computer software can he use?

Answers available on page 111.

Reading Section

Chapter 4 - My job - Lesson 19

Reading Interaction

Leaving a message - Understanding a conversation

Instructions

Read the conversation and rewrite it in the correct order.



Situation:

Paul has called to talk to David, but David is not there so David's secretary is taking a message.

- Hello this is J-Communications, Alice speaking. How may I help you?
- I'm sorry. Mr. Pratt is away from his desk at the moment.
- OK. Thank you very much, Mr. Ryan. I'll make sure to give him the message. Is there anything else I can do for you today.
- Hello. This is Paul Ryan from Maxis calling. Could I speak to David Pratt, please?
- I think so. But just in case, it's 555-545-222.
- I see. Could I leave a message?
- Certainly. What would you like me to tell him?
- No, problem. Does he have your phone number?
- Could you tell him that the order has arrived? And could you ask him where he wants me to deliver it?
- No, that's it. Thank you for your help. Bye.

Questions

1. Hello this is J-Communications, Alice speaking. How may I help you?
2. _____
3. _____
4. _____
5. _____
6. _____
7. _____
8. _____
9. _____
10. No, that's it. Thank you for your help. Bye.

Answers available on page 111.

Reading Section

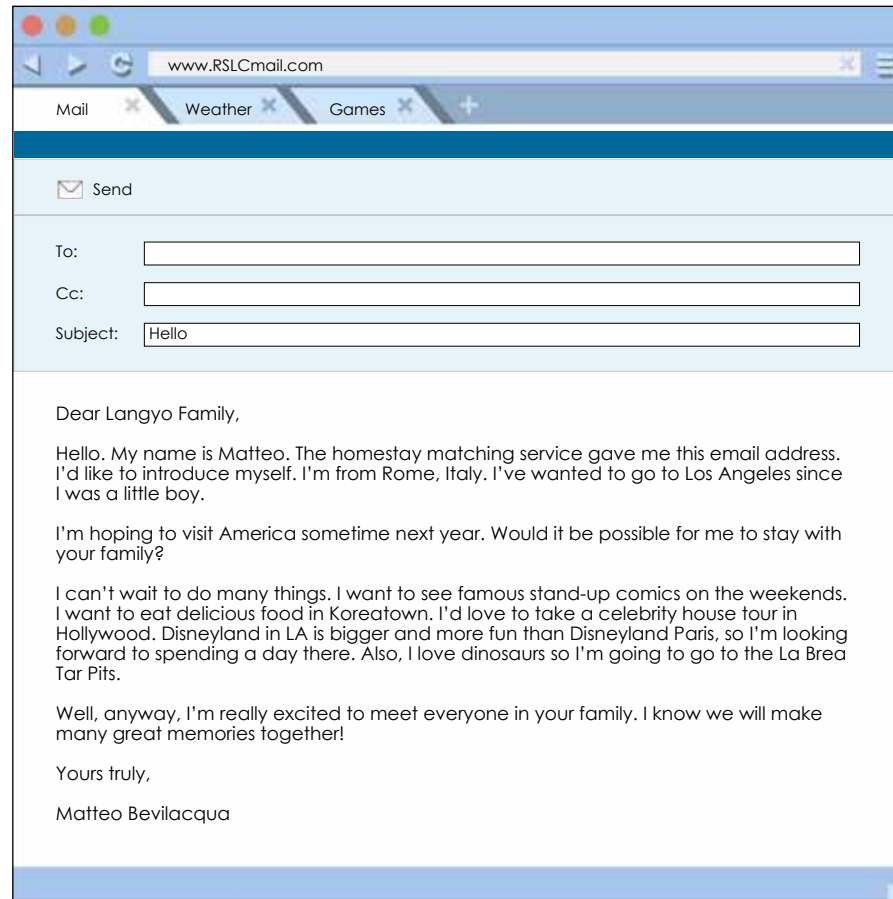
Chapter 5 - My new city - Lesson 21

Reading Interaction

Describing where you would like to live
- Understanding email

Instructions

Read the email and answer the questions below.



Questions

1. Where is Matteo from?

2. Where does Matteo's host family live?

3. Has Matteo met his host family before?

4. When is he hoping to go to America?

5. Which Disneyland is smaller, LA or Paris?

6. Where can you see dinosaurs in LA?

Answers available on page 112.

Reading Section

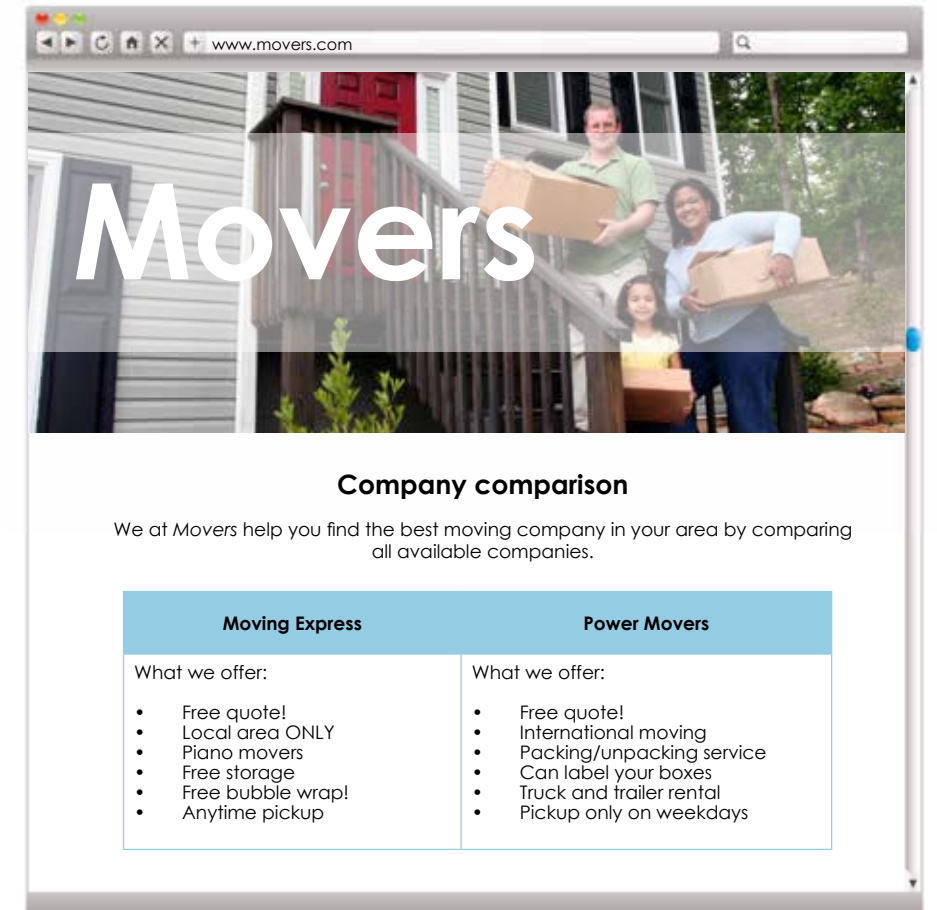
Chapter 5 - My new city - Lesson 22

Reading Interaction

Calling about a service
- Understanding ads

Instructions

Read the website and answer the questions below.



Questions

1. Do both companies offer free quotes?

2. Which company provides free bubble wrap?

3. Do Moving Express have a packing / unpacking service?

4. Which company can label your boxes?

5. Which company can pick up your stuff anytime?

6. Do Power Movers offer free storage?

Answers available on page 112.

Reading Section

Chapter 5 - My new city - Lesson 23

Reading Interaction

Giving a tour
- Understanding a conversation

Instructions

Read the conversation and rewrite it in the correct order.



Situation:

A real estate agent is giving a tour of an apartment.

- Let's start our tour in the living room.
- I love the wood countertop. I can't see a dishwasher. Does the kitchen have a dishwasher?
- That's very clever.
- I love how much light the living room gets.
- Now, if you'll follow me, I'll show you the kitchen. The kitchen has been newly renovated. There is a new wood countertop, stainless steel sink, and of course, a new oven and cooktop.
- OK. Lead the way.
- Let's have a look at the master bedroom now. If you'll follow me. At the back of the room is an en suite and just to your left is the walk-in closet.
- Yes. Just behind this door here is the dishwasher.
- As you can see the living room is quite big and it has a beautiful view from the windows, over there.
- Wow! I've always wanted a walk-in closet.

Questions

1. Let's start our tour in the living room.
2. _____
3. _____
4. _____
5. _____
6. _____
7. _____
8. _____
9. _____
10. Wow! I've always wanted a walk-in closet.

Answers available on page 113.

Reading Section

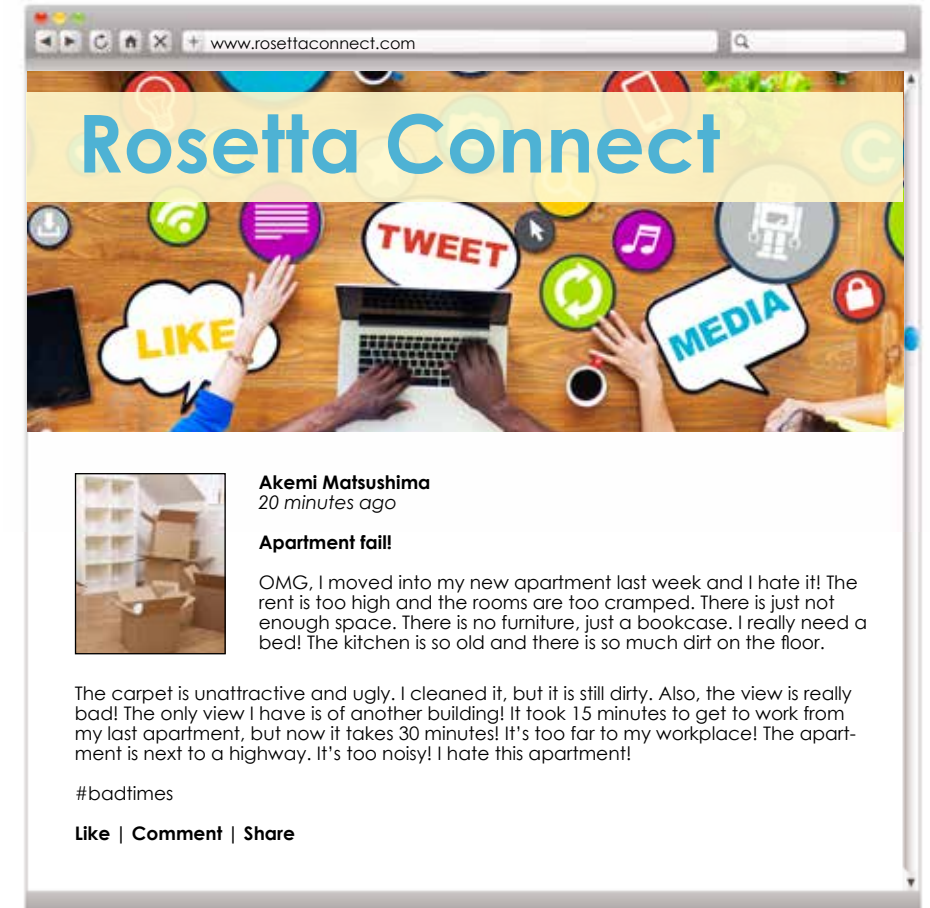
Chapter 5 - My new city - Lesson 24

Reading Interaction

Giving your opinion of a place
- Understanding social media posts

Instructions

Read the social media post and answer the T/F questions below.



Questions

1. She loves her new apartment. T/F
2. The rent is too cheap. T/F
3. The rooms are very spacious. T/F
4. There is too much dirt on the floor. T/F
5. The carpet is beautiful and attractive. T/F
6. This apartment is closer to her work than her old one. T/F

Answers available on page 113.

Reading Section

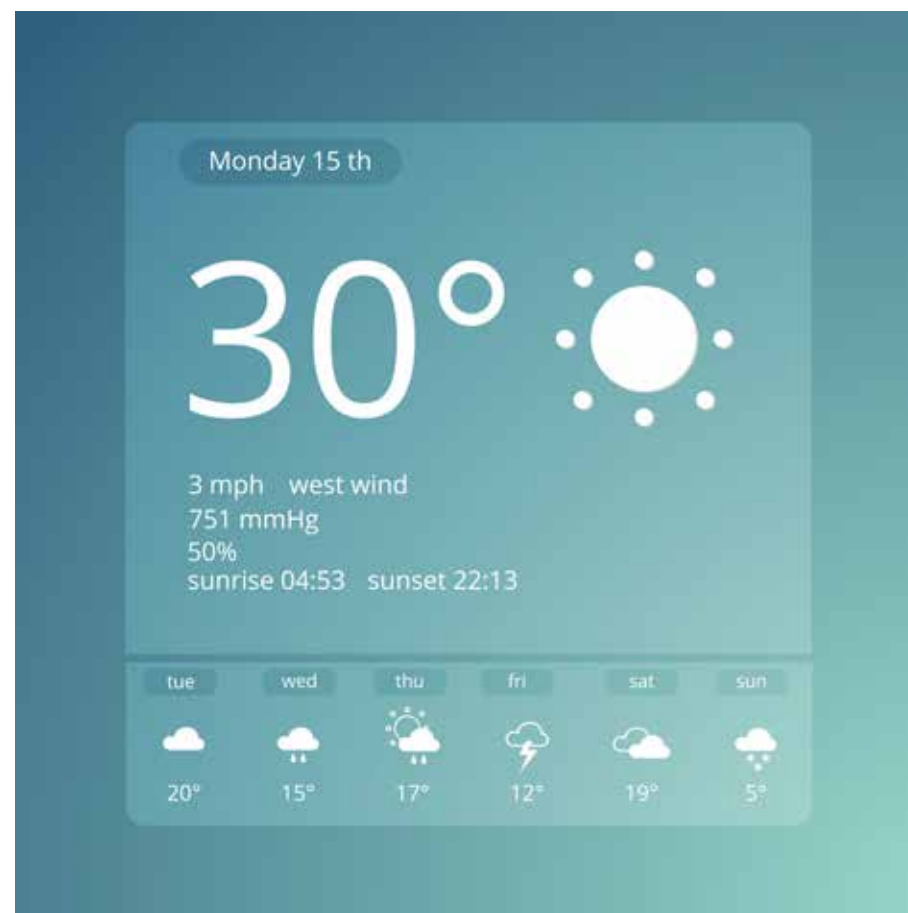
Chapter 6 - Traveling - Lesson 26

Reading Interaction

Describing the weather
- Understanding a forecast

Instructions

Read the weather forecast and answer the questions below.



Questions

1. What's the weather like on Monday next week?

2. What will the temperature probably be on Tuesday?

3. Will there be showers on Thursday?

4. On which days will it probably rain?

5. On which day will there probably be a thunderstorm?

6. On which day is it likely to snow?

Answers available on page 114.

Reading Section

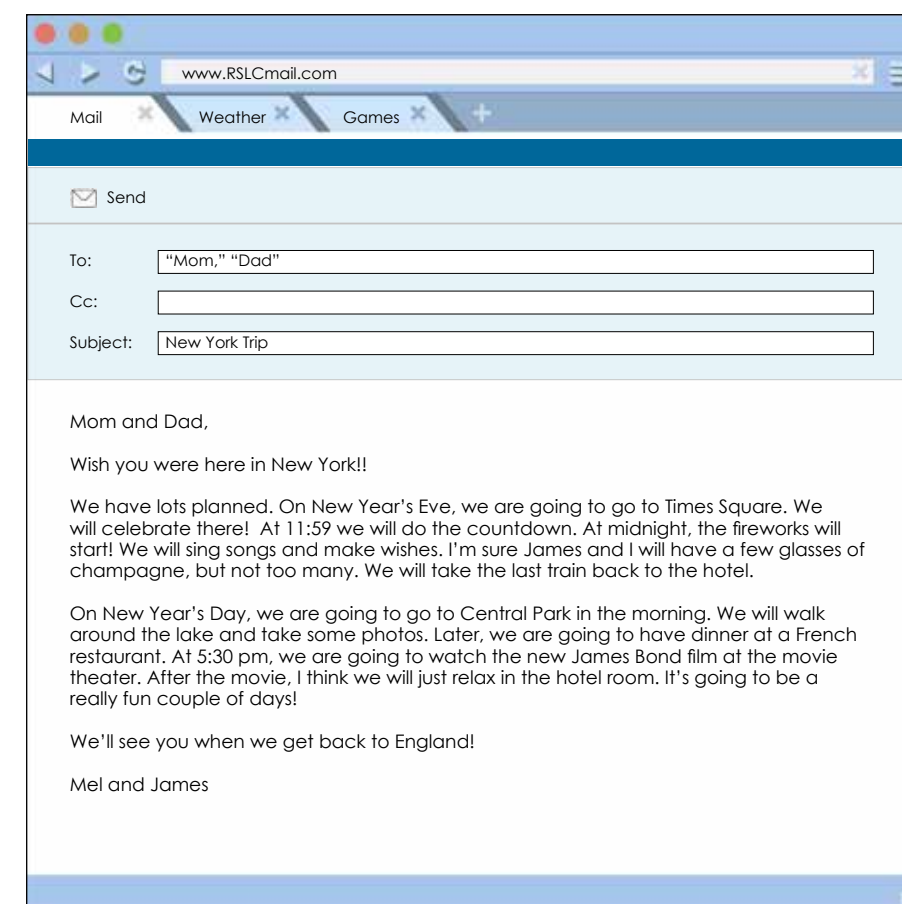
Chapter 6 - Traveling - Lesson 27

Reading Interaction

Explaining your future plans
- Understanding email

Instructions

Read the email and answer the questions below.



Questions

1. Where are Mel and James from?

2. Where will they celebrate New Year's Eve?

3. When will the fireworks begin?

4. What will they drink?

5. What type of restaurant will they go to on New Year's Day?

6. What will they do after the James Bond movie?

Answers available on page 114.

Reading Section

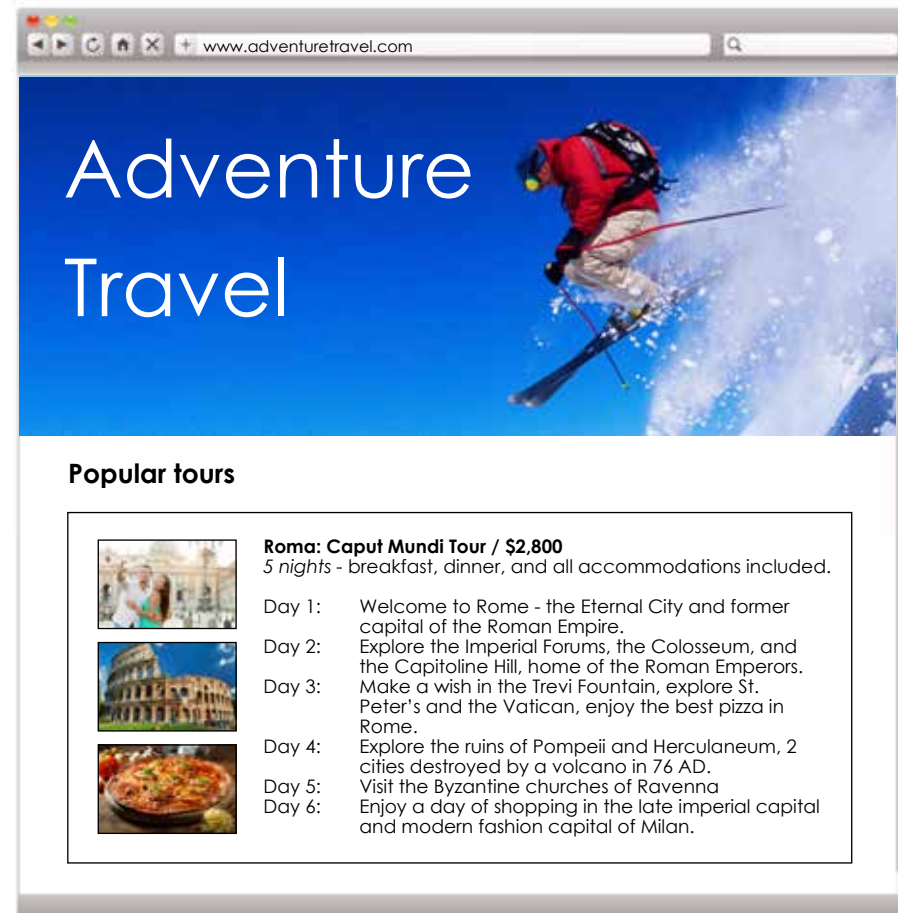
Chapter 6 - Traveling - Lesson 28

Reading Interaction

Booking a vacation
- Understanding an itinerary

Instructions

Read the website and answer the questions below.



The screenshot shows a web browser window with the URL www.adventuretravel.com. The main header features the text 'Adventure Travel' in white on a blue background with a skier in a red jacket. Below this, the 'Popular tours' section is highlighted, featuring a box for the 'Roma: Caput Mundi Tour / \$2,800'. This box includes a list of six days of activities, each accompanied by a small image: a group of people, the Colosseum, a pizza, and a view of a city.

Questions

1. How many meals are included each day?

2. What day will you see the Imperial Forums?

3. When was Pompeii destroyed by a volcano?

4. What food will you enjoy on the third day?

5. What city will you visit on the fifth day?

6. What city is the fashion capital of Italy?

Answers available on page 115.

Reading Section

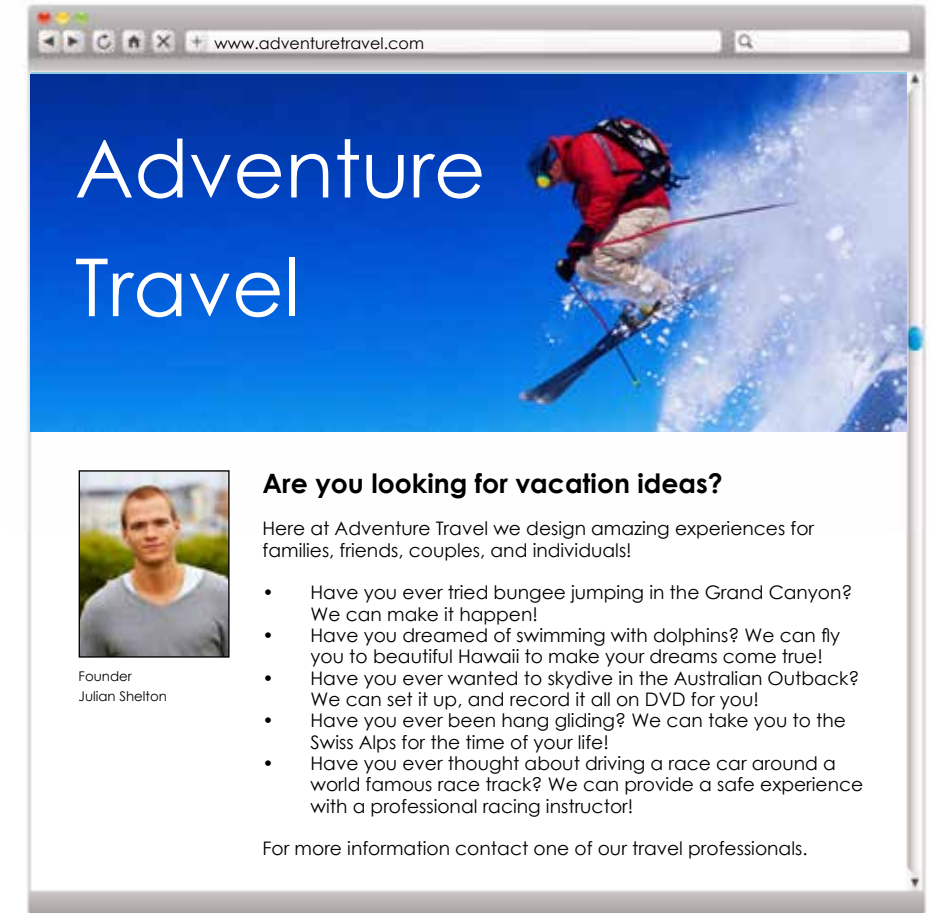
Chapter 6 - Traveling - Lesson 29

Reading Interaction

Describing experiences
- Understanding an ad

Instructions

Read the website and answer the questions below.



The screenshot shows a web browser window with the URL www.adventuretravel.com. The main header features the text 'Adventure Travel' in white on a blue background with a skier in a red jacket. Below this, the 'Are you looking for vacation ideas?' section is highlighted. It includes a photo of Julian Shelton, the founder, and a list of five exciting vacation experiences: bungee jumping, swimming with dolphins, skydiving, hang gliding, and driving a race car.

Questions

1. What experience can you have at the Grand Canyon?

2. Can you swim with dolphins at the Grand Canyon?

3. Is the skydiving experience in Australia or America?

4. Does the company organize hang gliding experiences?

5. Does the company say driving a race car is dangerous?

6. Does the company provide a professional racing instructor?

Answers available on page 115.

ANSWER QUESTIONS

Reading Section Answers

Lesson 01

1. Where is Shawn from?
He is from Denver.
2. Where does he live?
He lives in Yokohama.
3. Where does he work?
He works at Asahi Glass.
4. What does he do for fun?
He likes listening to music, playing with his cat, and playing basketball.
5. Is he married?
No, he's not, but he has a girlfriend.
6. Does he have any brothers or sisters?
Yes, he has a sister.

Lesson 02

1. Hello. I'm Tom. What's your name?
2. I'm Sarah. Nice to meet you.
3. Nice to meet you too. So, what do you do for fun?
4. I love studying languages.
5. Cool. Me too. What languages can you speak?
6. I can speak Japanese and a little English. How about you?
7. I can speak English and Spanish. At the moment, I'm studying French.
8. That's cool. I'd like to speak French. What's your job?
9. I'm a banker. And you?
10. I'm a teacher.
11. You look quite young to be a teacher. How old are you?
12. I'm 23.

Lesson 03

1. What does Sachiko like doing?
She likes shopping, dancing, and going to concerts.
2. Does Sachiko hate going to concerts?
No, she doesn't. She likes going to concerts.
3. What doesn't Sachiko like?
She doesn't like snakes or rude people.
4. What does Chris like?
He likes Thai food, and horror movies
5. Who likes shopping?
Sachiko does.
6. Does Chris like arguing?
No, he doesn't.

Lesson 04

1. What city is Natasha living in?
She is living in Chicago.
2. Does she live in a nice suburb?
Yes, she does.
3. How many people is she living with?
She is living with two people.
4. Is there a park close to her house?
Yes, there is.
5. How long does it take to walk to the train station?
It takes 25 minutes.
6. How will she go to university?
She will go by bus.

ANSWER QUESTIONS

Reading Section Answers

Lesson 06

1. What is her father's name?
Her father's name is Bill.
2. What does her mother do?
She is an office worker.
3. How many aunts and uncles does she have?
She has two aunts and three uncles.
4. Does Amy have 12 cousins on her mother's side?
No, she doesn't. She has 10 cousins on her mother's side.
5. How old is Lisa?
She is 18.
6. Who is in high school?
Robert is in high school.

Lesson 07

1. Who does Chris look like?
He looks like Ryan Gosling.
2. Is Curt easy to recognize?
Yes, he is.
3. Does the boss have black hair?
No, she doesn't. She has gray hair.
4. Who has scruffy blond hair?
Steven does.
5. Is Alec in his mid-thirties or late thirties?
He is in his mid-thirties.
6. Who is in good shape?
Jessie and Waylon are both in good shape.

Lesson 08

1. Is Charlie still a scout?
No, he's not.
2. How old is Charlie now?
He is 30 years old now.
3. What's Charlie's job?
He's a lawyer.
4. Does Charlie still go camping?
No, he doesn't.
5. How often does Charlie go hiking?
He usually goes hiking once a month.
6. Did Charlie like being a scout?
Yes, he did.

Lesson 09

1. What is her favorite class?
Her favorite class is French.
2. Does she have a big test coming up?
Yes, she does.
3. Did their regular PE teacher teach the class?
No, he (she) didn't.
4. What did she do in PE class?
She played dodgeball.
5. What is she currently studying in history class?
She's currently studying ancient history.
6. Does she prefer ancient history or modern history?
She prefers modern history to ancient history.

ANSWER QUESTIONS

Reading Section Answers

Lesson 11

1. Who is the birthday party for?
The birthday party is for Sheldon.
2. How old will Sheldon be at the party?
He will be three years old.
3. When does the party start?
It starts at 1:00 pm.
4. Where is the party being held?
It's being held at Charlie's house.
5. Will there be a magician at the party?
Yes, there will.
6. When do you need to RSVP by?
You need to RSVP by Monday the 21st of February.

Lesson 12

1. What type of party is it?
It's a staff party.
2. Where are they holding the party?
They are holding the party at the Cavern Bar.
3. On what day does Jonathan need to collect the napkins?
He needs to collect the napkins on Thursday.
4. Who will help to arrange the chairs?
Steve will help arrange the chairs.
5. How many glasses of orange juice need to be poured?
80 glasses of orange juice need to be poured.
6. When will the party finish?
The party will finish at 12:00 am.

Lesson 13

1. Hey, Simon. How goes the party planning?
2. Not so well.
3. Oh, why's that?
4. I can't find a restaurant big enough to fit everyone.
5. How many people are coming again?
6. Thirty.
7. I know a good restaurant that can fit 30 people. Would you like me to call the restaurant for you and make a reservation?
8. Thank you so much. If you could call them that would be a huge help.
9. No problem. Is there anything else I can do?
10. Actually, now that you mention it, I also need setting up the venue on the day.
11. Well, I'm free after work that day, so I'll drop by and give you a hand setting up.
12. Thank you so much. You're a life saver.

Lesson 14

1. When is Halloween?
It's tomorrow.
2. What kind of party is her host family planning to throw?
They are planning to throw a costume party.
3. Does she think the party is going to be boring?
No, she doesn't. She thinks it's going to be so much fun.
4. What costume is she going to wear?
She's going to wear a witch costume.
5. What does the winner of the costume contest get?
The winner gets a special prize.
6. Does Akemi like American candy? Why? Why not?
No, she doesn't. It's too sweet for her.

ANSWER QUESTIONS

Reading Section Answers

Lesson 16

1. What is the position?
HR Manager.
2. Where is the position based?
It's based in Yokohama.
3. If you get this position what will you be responsible for?
You will be responsible for all aspects of human resources, employee relations, recruiting and performance management.
4. Would this job be a good match for you if you don't like people?
No, it wouldn't.
5. How many years' experience does this job require you to have?
It requires you to have a minimum of five years' experience.
6. Does this job require you to be proficient in Chinese?
No, it doesn't.

Lesson 17

1. When did Jessie graduate college?
2010 / 2015 / 2007
2. What is Jessie qualified to do?
Teach American History / Speak English / Repair Computers
3. What is Jessie studying now?
Banking / IT / Kanji Kentei
4. What course did Jessie take last year?
TOEIC / Art / Computing
5. What level test did he pass?
Level 1 / Level 2 / Level 3
6. Where has Jessie been working from 2007 to now?
Rosetta Stone / Seven Eleven / McDonalds

Lesson 18

1. How many years' experience managing a supermarket does he have?
He has five years' experience managing a supermarket.
2. Is he creative?
Yes, he is.
3. Does he know how to manage a good team?
Yes, he does.
4. What is he good at delivering?
He is good at delivering training sessions.
5. What languages is he able to speak?
He is able to speak English and Spanish.
6. What computer software can he use?
He can use Microsoft Office and basic accounting software like Quicken.

Lesson 19

1. Hello this is J-Communications, Alice speaking. How may I help you?
2. Hello. This is Paul Ryan from Maxis calling. Could I speak to David Pratt, please?
3. I'm sorry. Mr. Pratt is away from his desk at the moment.
4. I see. Could I leave a message?
5. Certainly. What would you like me to tell him?
6. Could you tell him that the order has arrived? And could you ask him where he wants me to deliver it?
7. No, problem. Does he have your phone number?
8. I think so. But just in case, it's 555-545-222.
9. OK. Thank you very much, Mr. Ryan. I'll make sure to give him the message. Is there anything else I can do for you today.
10. No, that's it. Thank you for your help. Bye.

ANSWERS QUESTIONS

Reading Section Answers

Lesson 21

1. Where is Matteo from?
He is from Rome, Italy.
2. Where does Matteo's host family live?
They live in Los Angeles.
3. Has Matteo met his host family before?
No, he hasn't.
4. When is he hoping to go to America?
He is hoping to go to America sometime next year.
5. Which Disneyland is smaller, LA or Paris?
Paris Disneyland is smaller.
6. Where can you see dinosaurs in LA?
You can see dinosaurs in LA at the La Brea Tar Pits.

Lesson 22

1. Do both companies offer free quotes?
Yes, they do.
2. Which company provides free bubble wrap?
Moving Express provides free bubble wrap.
3. Do Moving Express have a packing/unpacking service?
No, they don't.
4. Which company can label your boxes?
Power Movers can.
5. Which company can pick up your stuff anytime?
Moving Express can.
6. Do Power Movers offer free storage?
No, they don't.

Lesson 23

1. Let's start our tour in the living room.
2. OK. Lead the way.
3. As you can see the living room is quite big, and it has a beautiful view from the windows, over there.
4. I love how much light the living room gets.
5. Now, if you'll follow me, I'll show you the kitchen. The kitchen has been newly renovated. There is a new wood countertop, stainless steel sink, and of course, a new oven and cooktop.
6. I love the wood countertop. I can't see a dishwasher. Does the kitchen have a dishwasher?
7. Yes, Just behind this door here is the dishwasher.
8. That's very clever.
9. Let's have a look at the master bedroom now. If you'll follow me. At the back of the room is an en suite and just to your left is the walk-in closet.
10. Wow! I've always wanted a walk-in closet.

Lesson 24

1. She loves her new apartment. False
2. The rent is too cheap. False
3. The rooms are very spacious. False
4. There is too much dirt on the floor. True
5. The carpet is beautiful and attractive. False
6. This apartment is closer to her work than her old one. False

ANSWER QUESTIONS

Reading Section Answers

Lesson 26

1. What's the weather like on Monday next week?
On Monday, it will be hot and sunny.
2. What will the temperature probably be on Tuesday?
It will probably be 20 degrees.
3. Will there be showers on Thursday?
Yes, there will probably be showers on Thursday.
4. On which days will it probably rain?
It will probably rain on Wednesday and Thursday.
5. On which day will there probably be a thunderstorm?
There will probably be a thunderstorm on Friday.
6. On which day is it likely to snow?
It's likely to snow on Sunday.

Lesson 27

1. Where are Mel and James from?
They are from England.
2. Where will they celebrate New Year's Eve?
They will celebrate New Year's Eve at Times Square.
3. When will the fireworks begin?
They will begin at midnight.
4. What will they drink?
They will drink champagne.
5. What type of restaurant will they go to on New Year's Day?
They will go to a French restaurant.
6. What will they do after the James Bond movie?
They will relax in the hotel room.

Lesson 28

1. How many meals are included each day?
Two meals are included each day.
2. What day will you see the Imperial Forums?
You will see the Imperial Forums on the second day.
3. When was Pompeii destroyed by a volcano?
It was destroyed by a volcano in 76 AD.
4. What food will you enjoy on the third day?
You will enjoy pizza.
5. What city will you visit on the fifth day?
You will visit Ravenna.
6. What city is the fashion capital of Italy?
Milan is the fashion capital of Italy.

Lesson 29

1. What experience can you have at the Grand Canyon?
You can go bungee jumping.
2. Can you swim with dolphins at the Grand Canyon?
No, you can't.
3. Is the skydiving experience in Australia or America?
It's in Australia.
4. Does the company organize hang gliding experiences?
Yes, it does.
5. Does the company say driving a race car is dangerous?
No, it doesn't.
6. Does the company provide a professional racing instructor?
Yes, it does.



Audio Scripts

Lesson 01

Track #1

Hello, I'm Jim White. I come from Seattle. I have three brothers. We all like hiking in the mountains.

Track #2

Hi, I'm Sam. I live in Sydney. I work in a bank. My hobby is reading books.

Track #3

Nice to meet you. My name is Jane. I'm a university student. I study computer science. It's difficult, but fun.

Lesson 02

Track #4

Hello, my name is Sam. I'm 24. I live in New York. I'm a student. I love studying languages. I can speak English, Spanish and French. Also, I can speak a little Chinese, but I can't read or write it.

Lesson 03

Track #5

I like surfing. I really like surfing in Australia and Hawaii. I don't like cooking very much. I usually eat out.

Track #6

My sister loves listening to music. She loves house music and R&B, but she hates country music.

Track #7

My whole family is into sports. My brothers love playing baseball, but I don't really like baseball. I prefer playing tennis.

Lesson 04

Track #8

I live in an apartment. It is in the center of the city. My place is next to Central Park. There are lots of shops, bars, and cafes. There is a big museum. There is even a famous stadium near here. It is a great place to live! My apartment is on the 21st floor so I have a great view of the city. The rent is expensive, though!

Track #9

My family and I live in the suburbs. We are far from the city center. Our neighborhood is quiet and safe. We know all of our neighbors' names. Every house has a garden. There is a convenience store at the end of the street, but there aren't any restaurants.

Track #10

I live in a village in the countryside. There are not many cars or buildings. Grand Central Station is 2 hours away. This is a beautiful place. We are surrounded by farms and there are lots of animals in the fields. There is a big lake close to our house.

Lesson 05

Track #11

Well, my name is Steven. I'm 25 and I'm a freelance artist. I'm currently living with my mother in a loft on 44th street, but I'd like to move to be closer to the park. I love drawing. I especially like drawing animals. I don't really have a lot of work at the moment so I might be late with the rent some months. But I'm really quiet. And I'm sure you won't even know I'm here most of the time.

Track #12

Hey, I'm Greg. I'm a drummer in a rock band. I just love music. I like listening to heavy metal and classic rock. I usually listen to it quite loudly. I also like practicing my drums at night. Oh, and I really hate cleaning my room so my room is usually quite a mess. But, I am a very good cook. I can cook many delicious dishes. My specialty is Mexican food. Also, because my band is very successful, I'll never be late with the rent.



Audio Scripts

Lesson 06

Track #13

This is my family. I have one sister, a mom and a dad. My mom is a nurse, my dad is a teacher. On my mom's side, I have three cousins. We often play together.

Track #14

There are five people in my family. My mom is a writer, my two sisters are dancers, and my father is a doctor. My eldest sister is married. Her husband is a really nice guy.

Track #15

Let me introduce you to my wife's side of the family. This is Diane, my mother-in-law. This is Charlie, my father-in-law. And this is my sister-in-law. Her name is Jane. She is a high school student.

Lesson 07

Track #16

My name is Jessica. I'm 25. I'm quite tall - 6' 1". I'm in pretty good shape because I like to exercise a lot. I have long blond hair with highlights.

Track #17

My boss's name is David. He's from America. He's tall and he has a big beard. He is very stylish. He always wears nice suits to work.

Track #18

My brother's name is John. He's short, bald, and a little overweight, but he's a really nice guy.

Lesson 08

Track #19

I eat well now, but I used to eat junk food every day when I was a kid. Every day when I came home, I would always eat potato chips and candy while I watched TV.

Track #20

When I was in high school, I used to be able to speak French really well. Now, I can still read a little French, but I can't really speak it any more.

Track #21

When I was in high school, I used to belong to a baseball club. Now, I'm the manager of a professional baseball team.

Track #22

When my father was young, he used to run for miles. Now, he is old and out of shape. He can't run very far anymore.

Lesson 09

Track #23

In high school, my favorite class was always home economics. It taught me some really important skills like cooking and sewing. Thanks to that class, I now love cooking and cook almost every day.

Track #24

I loved math class. Although it was hard at first, I progressed quickly thanks to my great teacher. Mr. Wilson made learning math fun for everyone. He would always explain things in a way that was easy to understand. I always looked forward to his class.

Track #25

I don't think I had a favorite class. I did enjoy band, though. Every Tuesday before lunch we would all practice. It was kind of fun learning how to play new instruments.

Lesson 10

Track #26

Thank you very much for agreeing to take part in the interview. The interview will be on Friday at 1:00 at the Mongoose cafe. Simon will meet you there. The interview should take about 30 minutes. If you would like to order something at the cafe, we will happily pay for it. You don't need to prepare anything for the interview. Please just come as you are. If you have any questions, please don't hesitate to ask me or Simon. We will publish the article in next week's edition.



Audio Scripts

Lesson 11

Track #27

- A) Hey, would you like to come to my birthday party? It's on Saturday night. Everyone is meeting at the station at 7:00 pm.
- B) I'd love to come to your birthday party. Thank you so much for inviting me. I'll see you at 7:00 pm.

Track #28

- A) What are you doing on Saturday night? There is a beach party in Chiba. Would you like to go? It starts at 3 o'clock, but I don't know what time it finishes.
- B) Hey, thank you for the invitation. I'm sorry, but I have to wake up at 6:00 am the following morning. Have fun, though!

Track #29

- A) Hi. Some friends and I are planning to go to Simon's housewarming tomorrow night. If you are not doing anything tomorrow night, do you want to come with us?
- B) Sorry. I already have plans. Rain check?

Lesson 12

Track #30

Okay everyone, listen up! Could you be quiet, please! We need to set up the party before your parents arrive. First, Michael, can you wipe the tables? Sarah, could you please put up the Halloween decorations? James and Paul, would you mind putting out the silverware? Thank you. And Lisa, would you be able to blow up these balloons?

Lesson 13

Track #31

The food here is fantastic, isn't it? Stuart, could you please pour me another glass of that wine? Thank you very much. Oh, excuse me, waiter! Would you mind passing us another menu and bringing us another round of drinks? Thank you. Oh, and would you be able to tell me where the bathroom is?

Track #32

That was a great party. But look at all the mess! We're going to have to work together to clean this all up. David, could you mop the floor, please? Jennifer, can you collect up all the glasses, please? Oh, and could you clean and dry the glasses afterwards? Thanks. Let's try to get this all finished before the boss gets back.

Track #33

1. That looks really heavy. Let me help you with that.
2. It's OK. I will do the washing up.
3. Shall I open the door for you?
4. Would you like me to call them for you?
5. Can I help you with anything?
6. Do you want me to fix that for you?

Lesson 14

Track #34

Hi George. Thanks for getting back to me. I think at least twenty people are going to show up so let's have the party at a local bar or restaurant. I think Sunday would be the best day.

Track #35

Hi James. Thanks for asking me to help plan the party. I think we should have the party outside because it will be sunny this weekend. Also, Jessica will probably bring her kids so let's make sure we have some food that the kids can eat.

Lesson 15

Track #36

The party last year was OK. The only problem was that the place wasn't really big enough. There wasn't really enough room to move around. Also, it was a little far from the office. I think we should have a BBQ this year. The weather is really nice at the moment and there is a park near the office that is really easy to get to. Also, we should probably invite fewer people this year.

Track #37

Everyone usually suggests potlucks when planning work parties, but I don't like them. I don't like the idea of everyone having to bring their own food and sharing it. I don't have time to prepare food for the party, and half of the people don't even bring anything. I think we should have the party at a nice restaurant, or at least have a catering company do the food if we are going to have the party in the office. Oh, and we should definitely invite everyone in the office.



Audio Scripts

Lesson 16

Track #38

I work in a department store. I sell men's suits, ties, and dress shoes. I really like my job because I love helping people look good.

Track #39

I own my own business. We sell cycling clothes and accessories on the Internet. It's a tough job, but I love being my own boss.

Track #40

I work at G-Tech as a computer programmer. I make database software for large companies. It's repetitive work. I want to change my job.

Lesson 17

Track #41

I am a native speaker of English and I have a Bachelor's degree in English Literature. I don't have any teaching experience, though.

Track #42

I have a master's degree in education and ten years' experience teaching high school students. It's true that English isn't my native language, but I passed level 1 of the EIKEN Test. Plus, I have a TOEIC score of 990.

Track #43

I took a course in teaching for one week. I graduated from high school in 2001. I passed all my high school exams.

Lesson 18

Track #44

I'm dependable. If you ask me to do something, I'll do it. I have excellent customer service skills and have a great attention to detail. I also have basic computer skills.

Track #45

I'm punctual. I'm never late. I know a lot about the industry. Plus, I am good at developing promotional materials like brochures and flyers.

Track #46

I'm a strong team player. And I'm good at meeting sales quotas. I'm also proficient in Microsoft Word, Excel and PowerPoint.

Lesson 19

Track #47

- A) Hello it's John. Is Mark in?
B) I'm sorry he's away from his desk. Can I take a message?
A) Sure. Can you tell him that the meeting has been canceled and that we are going to meet tomorrow at 5:00 instead? He doesn't need to call me back.
B) OK. I'll give him the message.

Track #48

- A) Hello. This is Angela Hawkins. Could I speak to Carrie Pride, please?
B) I'm sorry, she's currently at lunch.
A) Could you have her call me back?
B) Sure. Does she have your number?
A) She should. But if she doesn't, here it is just in case 555-7638-991.
B) Thank you. I'll pass on the message.

Lesson 20

Track #49

We currently have an opening for a part time waiter/waitress at our new restaurant. You will be responsible for taking customer's orders, bringing meals, and operating equipment in the restaurant, e.g. soda and coffee machines. Candidates should have good communication skills, be good with people, and have experience working in a restaurant. \$12 per hour, plus tips.

Track #50

We are looking for a live-in nanny to take care of our three young children for six months - two boys aged 5 and 6 and a 4-year old girl. Candidates should be friendly, active, and organized, plus have two years' experience taking care of children. You will also need to know how to cook as the role includes making dinners and some light housework. \$500 a week.

Track #51

We are looking for a station hand to take care of sheep on our farm for two or three months. If you want to apply, you will need to be good at working outdoors and be a team player. No experience necessary. \$300 a week, plus accommodation.



Audio Scripts

Lesson 21

Track #52

I really want to move to Chicago next year. Chicago is bigger than my city. It's also more exciting. I'd really like to go fishing on Lake Michigan. And there is a famous steakhouse there that I'm really looking forward to going to.

Track #53

I would love to be able to go to university in London and study British history. London is a very old city. It has more beautiful buildings than my city. I want to eat real fish & chips, and drink some delicious local beer.

Lesson 22

Track #54

Hello, I am calling from Ace Movers. Thank you for your email. We can come pick up your things anytime and our services cost \$200. Please call me back.

Track #55

This is Bill calling from Max Internet. I got your email, thank you. We can set up the Internet at your new address on either Friday the 17th or Sunday the 19th. The installation price is \$120. Please call me back and let me know which day works for you.

Track #56

Good evening. We received your email asking about our gas services. We charge \$70 per month. This month we are usually really busy and can only come at 7:00 am on Monday or Tuesday. We are open 24 hours so please feel free to call us anytime if you would like to schedule an appointment.

Lesson 23

Track #57

Welcome to the apartment. Let me show you around. Here we have the dining room. This room would be perfect for throwing a dinner party. Down the hall, you'll find the living room. And the kitchen is in that room over there. Just upstairs are the bedrooms each with its own balcony. Outside, you can see the pool and barbecue area. Let me show you the kitchen. I think you'll like it. It was just remodeled.

Track #58

Well, this is my place. Thanks so much for helping us move in. This is the living /dining room. We don't have a dining table so we usually just eat on the sofa. The toilet is through this door and that door there leads to the bathroom and shower.

Track #59

Let me give you a tour of my place. This is my room. This is where I sleep and play video games. The room next to mine is my brother's. This room here is the study. It's where we keep all the stuff we don't use. It also doubles as a guest room.

Lesson 24

Track #60

This property is now available. It is a basic one-bedroom apartment - very modern. The kitchen is next to the double bedroom. There is a shower, a toilet, and air conditioner. There isn't much storage space, but it's not expensive, and the view is great! The rent is \$500 a month.

Track #61

This is a very comfortable four-bedroom house. It is in a safe and quiet area. It's close to the station and schools. The living room is very bright and spacious. The bedrooms are all clean and colorful. There is a large garden. The rent is \$1,000 a month.

Track #62

This house is really unique! It has a lot of history! It is 50 years old. There are 8 bedrooms. There is also a large basement under the kitchen. Rent is just \$200 a month. This place needs a little work, though. You will need to fix the floor, and a few other things.

Lesson 25

Track #63

Our mobile broadband plan is 3,000 yen per month and allows you to access the Internet quickly with a 440 mbps connection from our portable router. There is no installation fee. We currently have a special deal where if you sign a two year contract, your first six months are free.



Audio Scripts

Track #64

At EZ Fiber we offer lightning fast 2 Gbps fiber optic connections starting at 3,800 yen. You will never have to wait for a movie to load again. If you combine your home phone and cellphone, you can save 2,000 yen per month. Installation is a flat fee of 18,000 yen.

Track #65

We are having a sale on SIM cards this month. Just pop the SIM card in your smartphone and you'll be able to easily connect to the Internet via the 4G network. You can get a 2 GB SIM card for only 2,000 yen. Make sure you have an unlocked SIM-free phone. All SIM cards are valid for one year.

Track #66

I thought the weather here was supposed to be good. But I haven't even been able to leave my hotel room. There have been storms all week. It's probably going to rain all day tomorrow too.

Track #67

The weather here is incredible. It's been beautiful blue skies all week. Not a cloud in the sky. It is pretty hot, though. Today was 32 degrees and the forecast for tomorrow says it will probably get to around 35 degrees.

Track #68

I've been here for only a few days, but I'm already in love with the countryside. Going for a walk in the cool mountain air is amazing. It can get pretty cold, though. Last night it got down to -1. There is a chance it will snow tomorrow. I hope it does. I'd love to go skiing and play in the snow.

Lesson 26

Lesson 27

Track #69

I'm really looking forward to next weekend. On Saturday, I'm going to meet my friends at the department store in the morning and go shopping for a new summer outfit. We'll probably go to the Indian place for lunch because we all like it. In the afternoon, we haven't decided what we're going to do. We might catch a movie, or maybe we'll go to the sports center.

Track #70

I am so excited about Sunday. It's the Summer Rock Festival! We're going to take the train in the morning. After we arrive, we'll set up our camping equipment. In the afternoon, I'm planning to cook hamburgers and hot dogs. At 8:30 pm, my favorite band is playing. I'm going to get there early so that I can get a good spot.

Lesson 28

Track #71

You're interested in Japan? I suggest this 2-week package tour. You'll spend 3 days in Tokyo, 1 day in Osaka, 4 days in Kyoto and Nara, 3 days in Fukuoka, and 3 days in Okinawa.

Track #72

If you're looking for a romantic weekend getaway, I recommend this 3-day-2-night package in Keystone, Colorado. The price includes airfare, hotel, and two meals a day. Because it's off season, there's also a 40% discount.

Track #73

We are running a special campaign at the moment. For just \$3,700 you can enjoy a wonderful week in Paris, staying at a 5-star hotel, only 3 minutes from the heart of the city. Airfares included.

Lesson 29

Track #74

I've traveled to thirty different countries. Last year, I went to Europe. It was amazing. I loved all the old buildings.

Track #75

I've swum with dolphins in Hawaii. It was great! The dolphins were friendly. We played together in the water for two hours.

Track #76

My friends love going snowboarding. They go every year. I've gone skiing a few times, but I've never gone snowboarding. Maybe, I'll try this year.

Lesson 30

Track #77

What do I do for Christmas? I travel! I've had Christmas in 20 different countries. But I didn't really enjoy our trip last year. We went to Texas to see my parents, and while we were there we saw the biggest storm we had ever seen! There was even a tornado! It was really scary! This year, I want to go somewhere less stressful so I'm planning to take my family to Thailand for Christmas. Phuket should be lovely and warm around Christmas time.

